

# Printed-circuit board connector - CC 2,5/ 7-GF-LR P20THRR88 - 1836968

Please be informed that the data shown in this PDF Document is generated from our Online Catalog. Please find the complete data in the user's documentation. Our General Terms of Use for Downloads are valid (<http://phoenixcontact.com/download>)

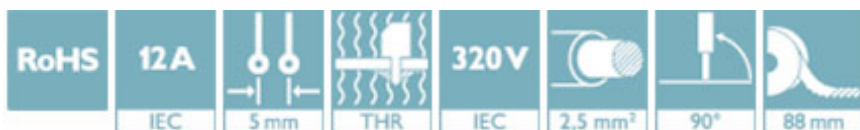
PCB headers, nominal current: 12 A, number of positions: 7, pitch: 5 mm, color: black, contact surface: Tin, mounting: THR soldering




The figure shows an 10-position version

## Your advantages

- Designed for integration into the SMT soldering process
- Maximum flexibility when it comes to device design – one header for connectors with different connection technologies
- Automatic locking and intuitive release through Lock and Release operating lever in contrasting color
- Screwable flange for superior mechanical stability



## Key Commercial Data

Packing unit	330 pc
Minimum order quantity	330 pc
GTIN	 4 055626 021355
GTIN	4055626021355

## Technical data

### Dimensions

Length [ l ]	12 mm
Width	45 mm
Pitch	5 mm
Dimension a	30 mm
Width [ w ]	45 mm
Height [ h ]	10.57 mm
Height	8.57 mm
Length of the solder pin	2 mm
Pin dimensions	1 x 1 mm

# Printed-circuit board connector - CC 2,5/ 7-GF-LR P20THRR88 - 1836968

## Technical data

### Dimensions

Length	12 mm
--------	-------

### General

Range of articles	CC 2,5/..-GF-LR
Insulating material group	IIIa
Rated surge voltage (III/3)	4 kV
Rated surge voltage (III/2)	4 kV
Rated surge voltage (II/2)	4 kV
Rated voltage (III/2)	320 V
Rated voltage (II/2)	400 V
Connection in acc. with standard	EN-VDE
Nominal current I <sub>N</sub>	12 A
Insulating material	LCP
Flammability rating according to UL 94	V0
Color	black
Number of positions	7

### Packaging information

Type of packaging	88 mm wide tape
Pieces per package	330
Denomination packing units	Pcs.
[W] tape width	88 mm
[A] coil diameter	330 mm
[W2] coil overall dimension	94.4 mm
Outer packaging type	Transparent-Bag

### Standards and Regulations

Connection in acc. with standard	EN-VDE
Flammability rating according to UL 94	V0

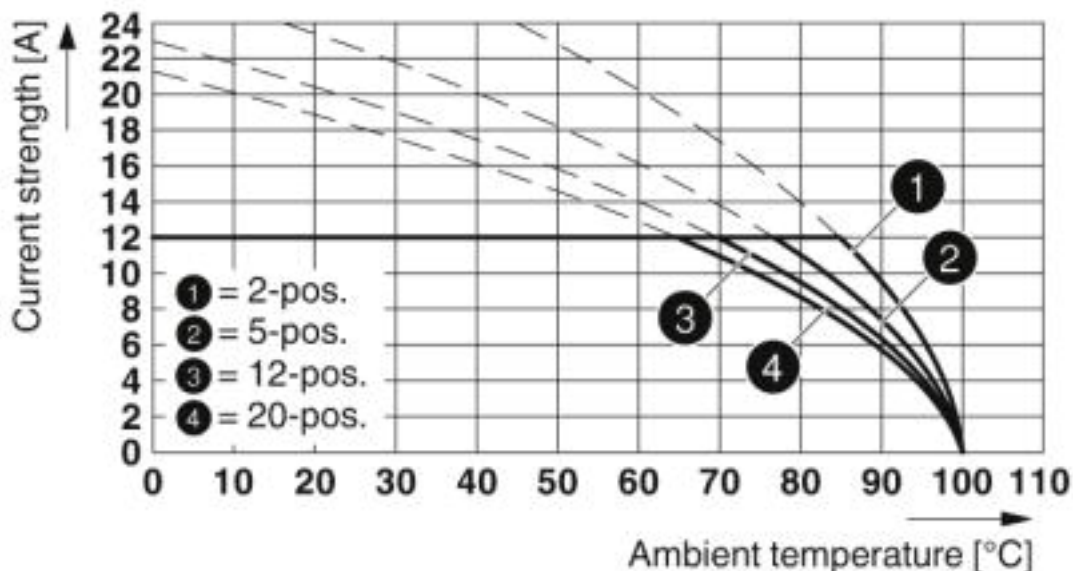
### Environmental Product Compliance

China RoHS	Environmentally Friendly Use Period = 50
	For details about hazardous substances go to tab "Downloads", Category "Manufacturer's declaration"

## Drawings

# Printed-circuit board connector - CC 2,5/ 7-GF-LR P20THRR88 - 1836968

Diagram



Type: MSTB 2,5/...-STF with CC 2,5/...-GF-LR P20 THR

## Approvals

Approvals

Approvals

cULus Recognized / EAC

Ex Approvals

## Approval details

cULus Recognized		<a href="http://database.ul.com/cgi-bin/XYV/template/LISEXT/1FRAME/index.htm">http://database.ul.com/cgi-bin/XYV/template/LISEXT/1FRAME/index.htm</a>	E60425-19931011
	B	D	
Nominal voltage UN	300 V	300 V	
Nominal current IN	16 A	10 A	

EAC		B.01742
-----	--	---------

Phoenix Contact 2019 © - all rights reserved  
<http://www.phoenixcontact.com>

PHOENIX CONTACT GmbH & Co. KG  
Flachmarktstr. 8  
32825 Blomberg  
Germany  
Tel. +49 5235 300  
Fax +49 5235 3 41200  
<http://www.phoenixcontact.com>