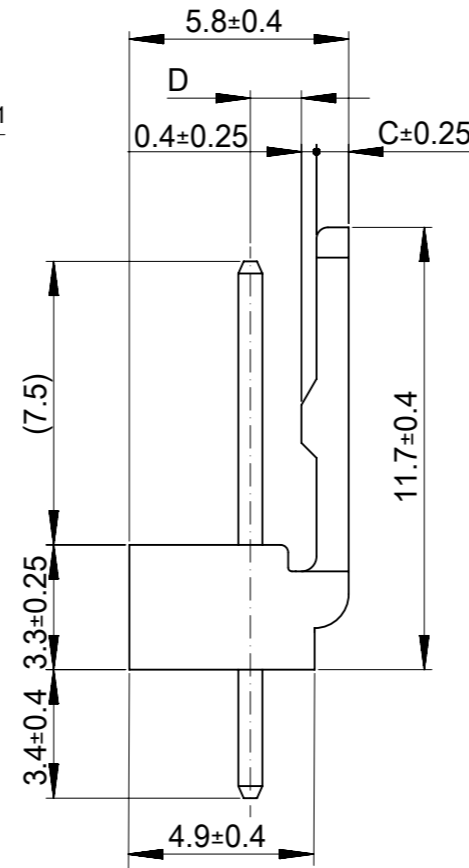
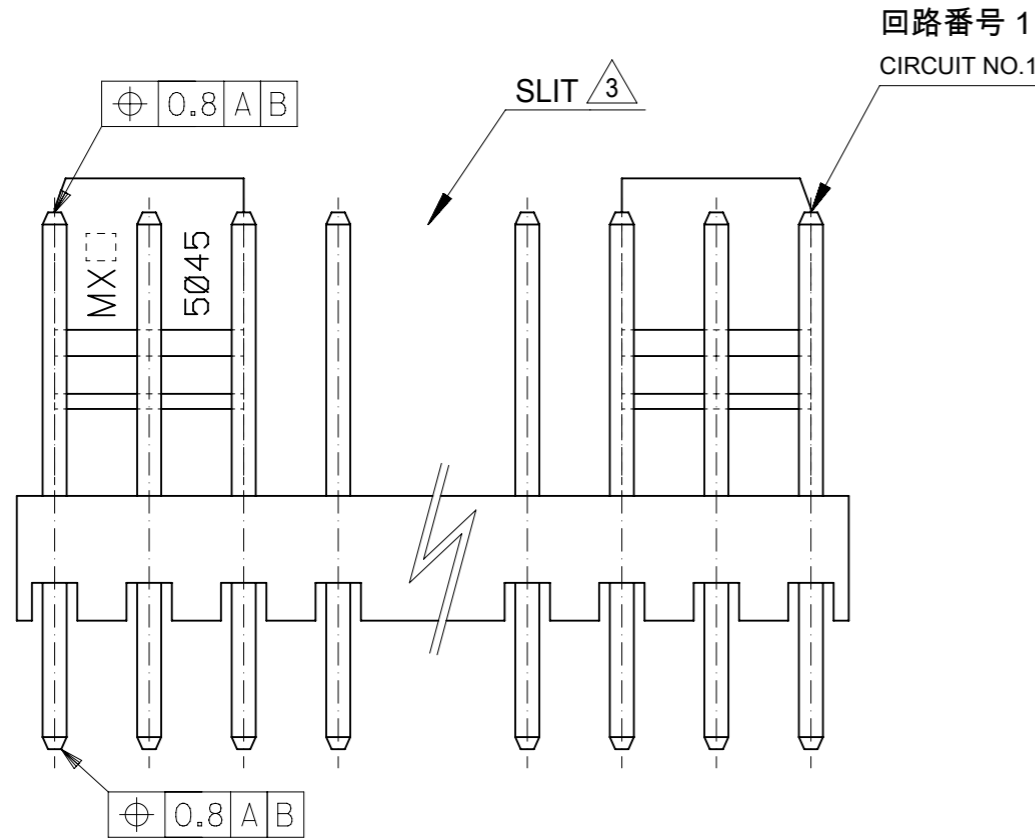
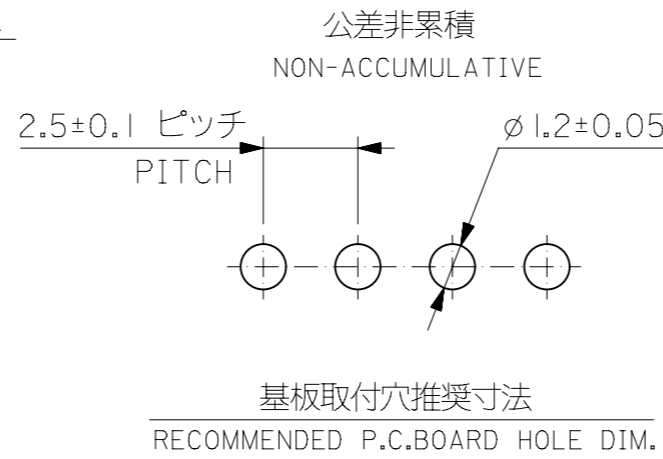
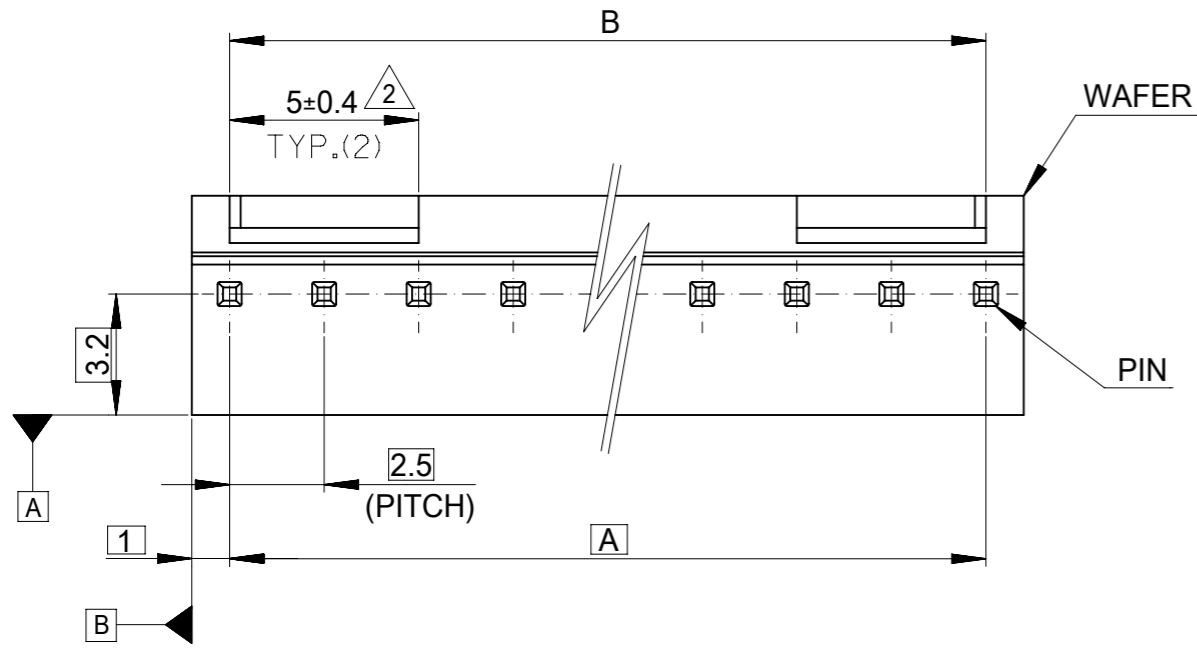


注：
NOTE

1. 材料
MATERIAL
ピン : □0.635×14.2 黄銅、
ニッケル下地金めっき
PIN : □0.635×14.2 BRASS
GOLD OVER NICKEL PLATING
ウエハー : ポリアミド、UL94V-0
WAFER: POLYAMIDE,UL94V-0
2. 6極以上に適応
TO BE APPLIED FOR 6 CKT. AND MORE THAN 6 CKT.
3. 5極以下はロック部スリットなし
NO SLIT IS PROVIDED FOR 5 CKT. AND LESS THAN 5 CKT.
4. ELV 及び RoHS 適合品
ELV AND RoHS COMPLIANT



1.35	0.85	22.5 ^{+0.2} _{-0.4}	22.5	22 11 1101	10
↑	↑	20 ^{+0.15} _{-0.35}	20	↑ 1091	9
		17.5 ^{+0.15} _{-0.35}	17.5	↑ 1081	8
		15 ^{+0.1} _{-0.3}	15	↑ 1071	7
		12.5 ^{+0.1} _{-0.3}	12.5	↑ 1061	6
↓	↓	10 ^{+0.15} _{-0.3}	10	↑ 1051	5
1.35	0.85	7.5 ^{+0.15} _{-0.3}	7.5	↓ 1041	4
1.2	1	5 ^{+0.15} _{-0.3}	5	↓ 1031	3
1.2	1	2.5 ^{+0.15} _{-0.3}	2.5	22 11 1021	2
D	C	B	A	ORDER No.	極数 CKT.

MODEL No. : 5045-**AG

THIS DRAWING CONTAINS INFORMATION THAT IS PROPRIETARY TO MOLEX ELECTRONIC TECHNOLOGIES, LLC AND SHOULD NOT BE USED WITHOUT WRITTEN PERMISSION					
DIMENSION UNITS	SCALE	CURRENT REV DESC: OBSOLETE PART NUMBER AS PER PCN#509451			
mm	5:1				
GENERAL TOLERANCES (UNLESS SPECIFIED)					
ANGULAR TOL	± 3.0°	MINI-LATCH 2.5 HEADER ASS'Y ST WITH LOCK GOLD PLATING			
4 PLACES	± 0.2	PRODUCT CUSTOMER DRAWING			
3 PLACES	± 0.2	DOCUMENT NUMBER			
2 PLACES	± 0.2	SD-5045-001		DOC TYPE	DOC PART
1 PLACE	± 0.2	PSD		001	G1
0 PLACES	± 0.2	REVISION			
DRAFT WHERE APPLICABLE MUST REMAIN WITHIN DIMENSIONS		THIRD ANGLE PROJECTION	DRAWING	SERIES	MATERIAL NUMBER
			A3-SIZE	5045	SEE TABLE
					CUSTOMER
					GENERAL MARKET
					SHEET NUMBER
					1 OF 1