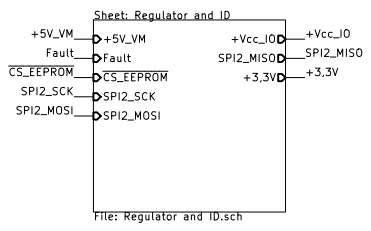
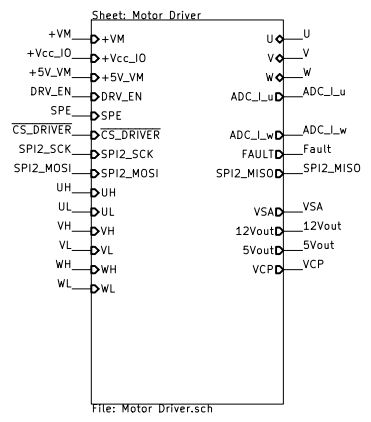
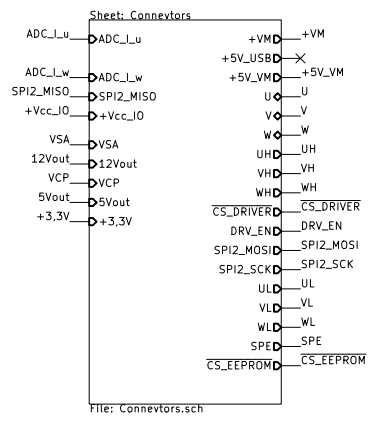


Release history:

- v1.0 - First release.
- v1.1 - shunt amplifier to the smaller type, signals to connector remapped: AIN0 = ADC_Lu and AIN1 = ADC_Lw, L_v signal removed. Added pullup resistor for EPROM.



Trinamic OÜ

Sheet: /
File: TMC6100-EVAL v1.2.sch

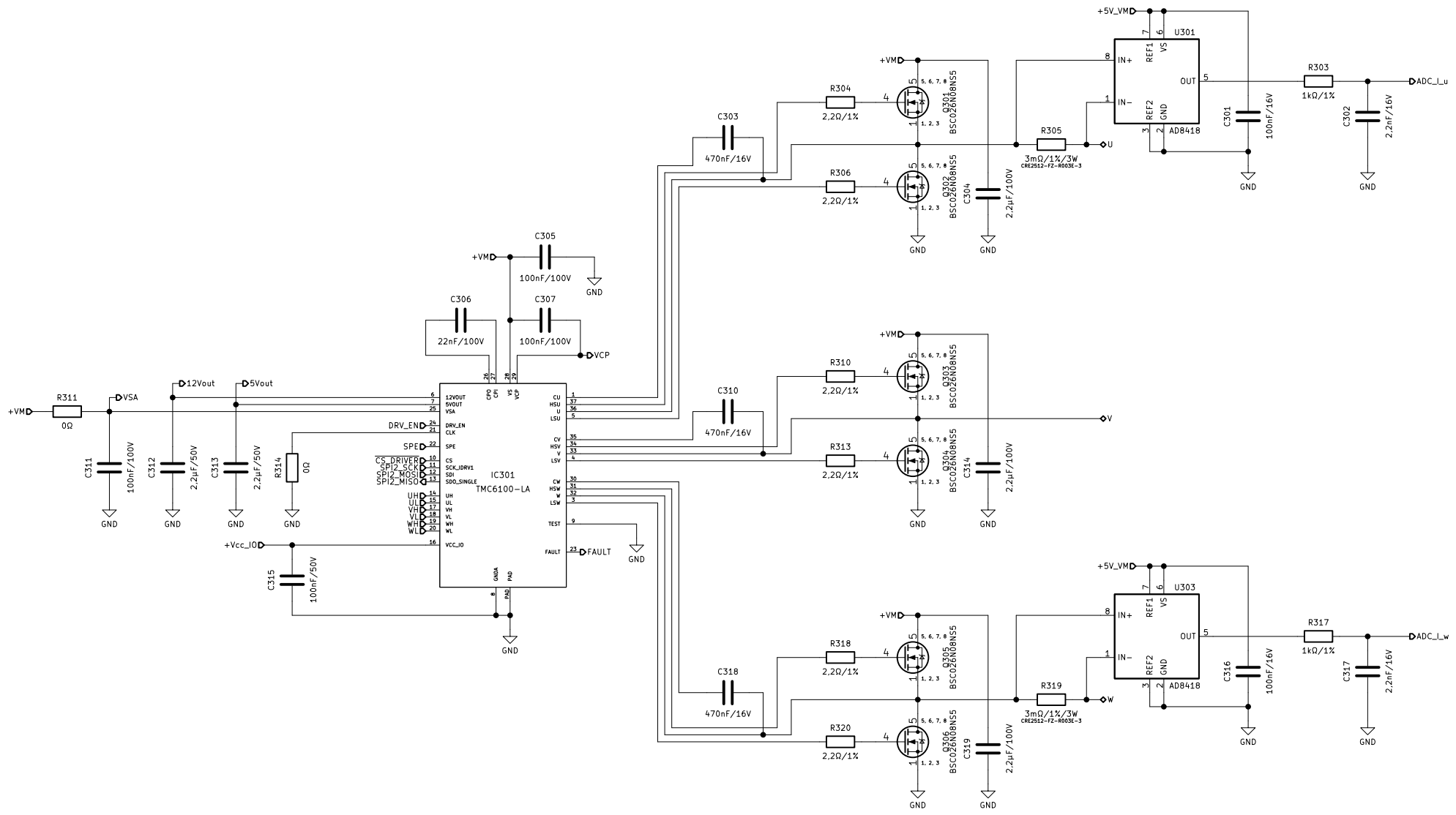
Title: TMC6100-EVAL

Size: A4 Date: 2019-10-28

Rev: 1.1

KiCad E.D.A. kicad (5.1.5)-2

Id: 1/4



Trinamic OÜ

Sheet: /Motor Driver/

File: Motor Driver.sch

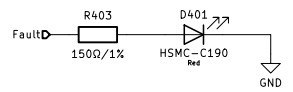
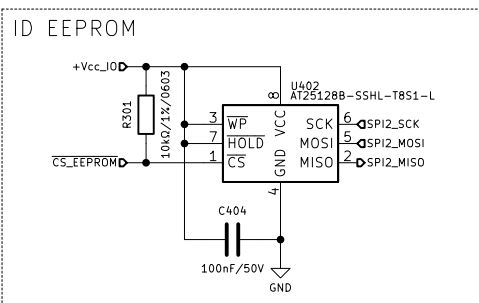
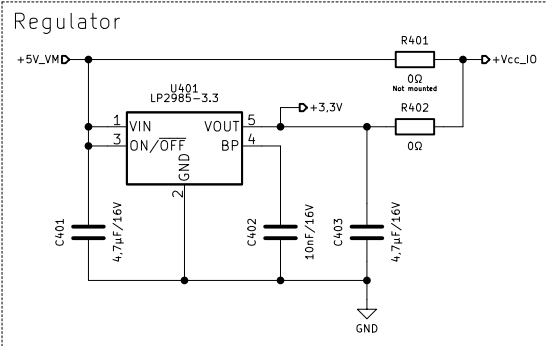
Title: TMC6100-EVAL

Size: A4 Date: 2019-10-28

Rev: 1.1

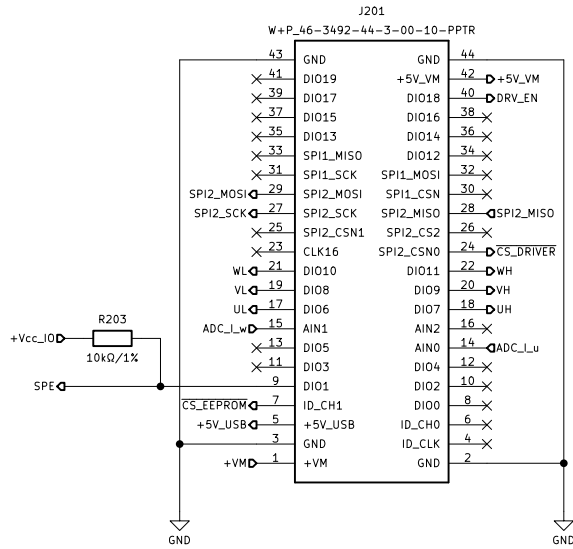
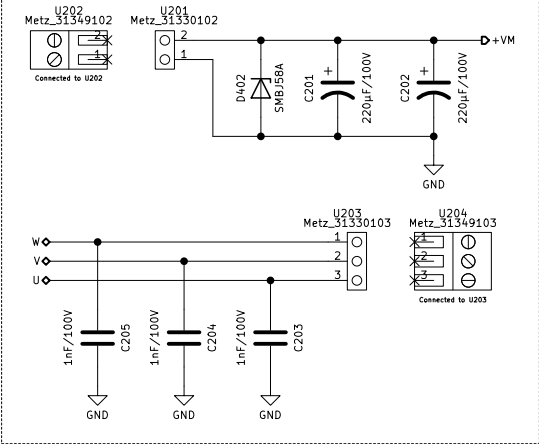
KiCad E.D.A. kicad (5.1.5)-2

Id: 2/4

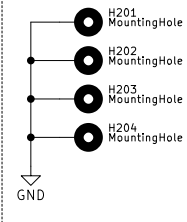


Trinamic OÜ		
Sheet: /Regulator and ID/ File: Regulator and ID.sch		
Title: TMC6100-EVAL		
Size: A4	Date: 2019-10-28	Rev: 1.1
KiCad E.D.A. kicad (5.1.5)-2		Id: 3/4

Power and motor connectors and plugs



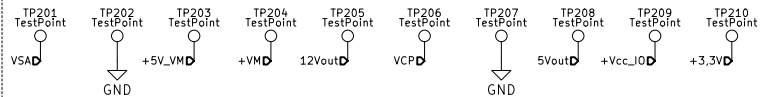
Mountingholes



Fiducials



Testpads



Trinamic OÜ

Sheet: /Connectors/

File: Connectors.sch

Title: TMC6100-EVAL

Size: A4

Date: 2019-10-28

Rev: 1.1

KiCad E.D.A. kicad (5.1.5)-2

Id: 4/4