

DIALIGHT PART NO.	POS.1	POS.2
552-0201F	**BLANK**	RED DIFFUSED
552-0202F	**BLANK**	GREEN DIFFUSED
552-0203F	**BLANK**	YELLOW DIFFUSED
552-0210F	RED DIFFUSED	**BLANK**
552-0211F	RED DIFFUSED	RED DIFFUSED
552-0212F	RED DIFFUSED	GREEN DIFFUSED
552-0213F	RED DIFFUSED	YELLOW DIFFUSED
552-0220F	GREEN DIFFUSED	**BLANK**
552-0221F	GREEN DIFFUSED	RED DIFFUSED
552-0222F	GREEN DIFFUSED	GREEN DIFFUSED
552-0223F	GREEN DIFFUSED	YELLOW DIFFUSED
552-0227F	GREEN DIFFUSED	ORANGE DIFFUSED
552-0230F	YELLOW DIFFUSED	**BLANK**
552-0231F	YELLOW DIFFUSED	RED DIFFUSED
552-0232F	YELLOW DIFFUSED	GREEN DIFFUSED
552-0233F	YELLOW DIFFUSED	YELLOW DIFFUSED
552-0277F	ORANGE DIFFUSED	ORANGE DIFFUSED

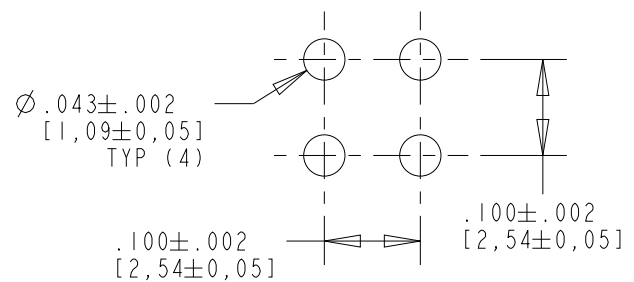
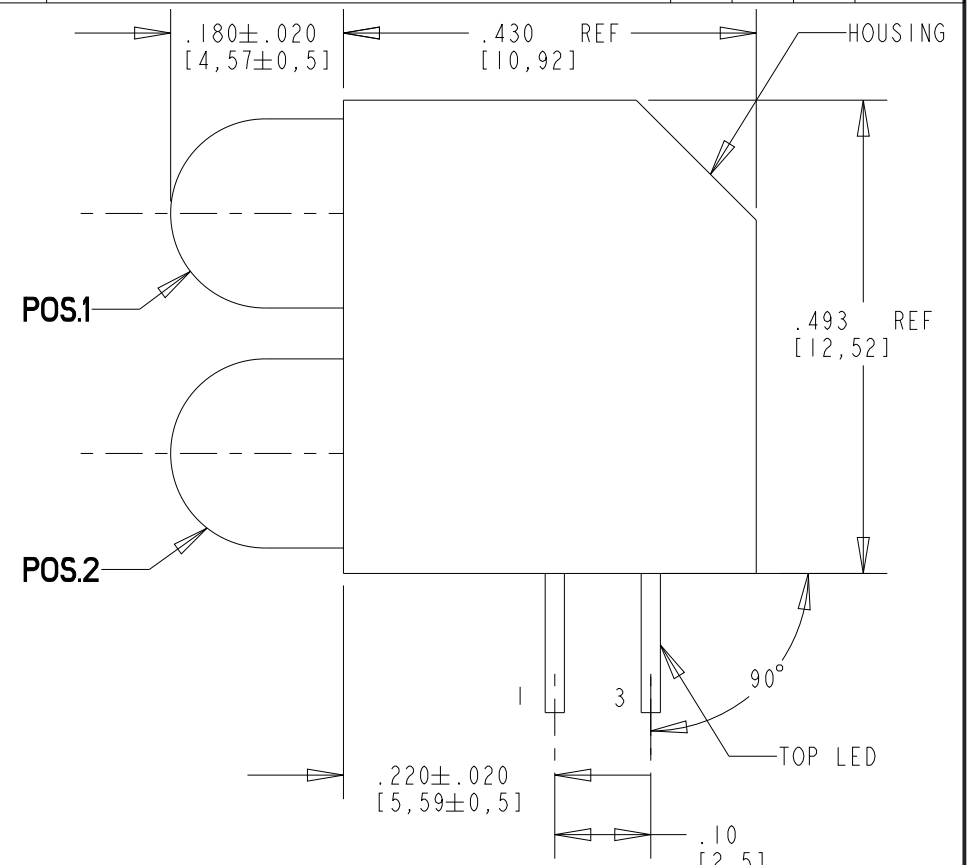
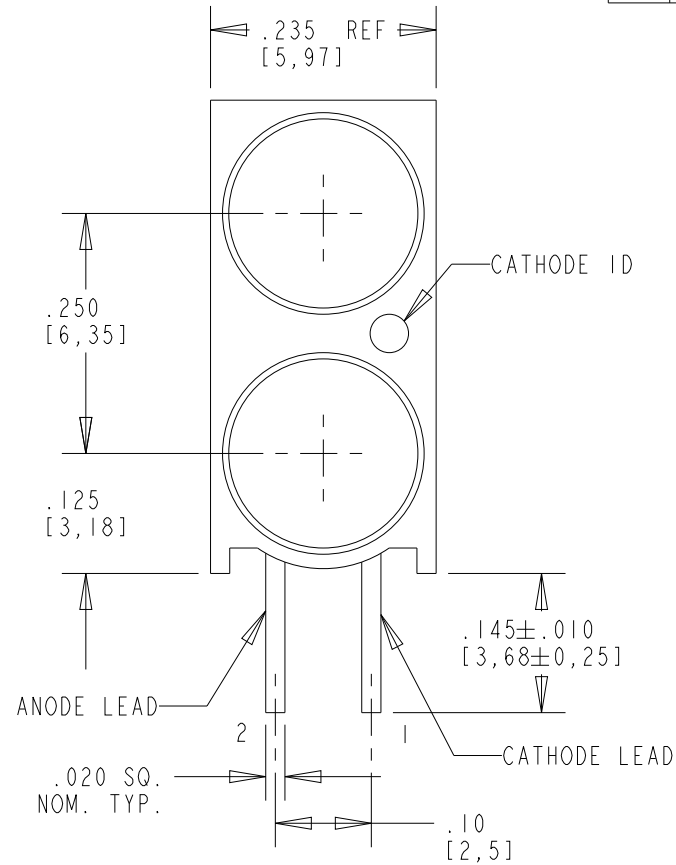
RoHS Compliant 552-02XXF Bi-level CBI

Part Numbers with the "F" suffix ending are RoHS Compliant.
 Example: 552-0210F
 Packaging is marked with "RoHS Compliant" label or equivalent markings.
 Parts can be wave soldered, dip soldered or hand soldered using typical lead-free soldering process with max 260°C temp. for 5 sec.

REV	ECN NO	REVISIONS	DRN	CKD	APP	DATE
A	---	NEW RELEASE	SM	N.O.	MES	10-5-06
B	---	ADDED P/N'S 552-0202F, -0203F, -0211F, -0212F, -0213F, -0220F, -0221F, -0222F, -0223F, -0227F, -0230F, -0231F, -0232F, -0233F, -0277F; REMOVED PIN OUTS COLUMN; ADDED METRIC DIMS; ADDED GREEN AND YELLOW LED SPECS; UPDATED LED SCHEMATIC; ".180±.020" WAS ".173"; REMOVED "RED DIFFUSED" FROM TITLE BLOCK; CHANGED NOTE 3; ADDED NOTE 5.	KLJ			
C	92288	REVISED YELLOW SPEC	LD	NO		5-5-22

LENS COLOR	PEAK EMISSION WAVELENGTH (nm)	VIEW ANGLE (°) 2θ 1/2	LUMINOUS INTENSITY (mcd) I _F = 10 mA 25°		FORWARD VOLTAGE (V) I _F = 10 mA (V) I _F = 20 mA (YELLOW) 25° C		REVERSE CURRENT (μA); 25° C
			MIN	TYP	TYP	MAX	MAX
RED DIFFUSED	650	50	2.2	6.3	2.2	2.55	10 @ V _R = 3V
GREEN DIFFUSED	563	60	3.6	10.0	2.1	3.0	10 @ V _R = 3V
YELLOW DIFFUSED	585	50	19	40	2.1	2.6	100 @ V _R = 5V
ORANGE DIFFUSED	600	60	4.0	7.0	1.9	2.4	100 @ V _R = 5V

ABSOLUTE MAXIMUM RATINGS AT 25°C AMBIENT	COLOR				UNITS
	RED	GREEN	YELLOW	ORANGE	
POWER DISSIPATION	60	75	52	135	mW
CONTINUOUS FORWARD CURRENT	20	25	20	30	mA
PEAK FORWARD CURRENT (1/5 DUTY PULSE, 1ms WIDTH FOR RED & GRN) (10μs PULSE WIDTH FOR ORG) (DUTY CYCLE ≤ 1/10, PULSE WIDTH ≤ 10μs FOR YEL)	60	80	60	500	mA
REVERSE VOLTAGE	3		5		V
SOLDERING TEMPERATURE (.063 IN FROM BODY FOR 5 SEC)	260				°C
OPERATING TEMPERATURE	-25 TO +85	-40 TO +85	-55 TO +100		°C
STORAGE TEMPERATURE	-30 TO +100	-40 TO +100	-55 TO +100		°C



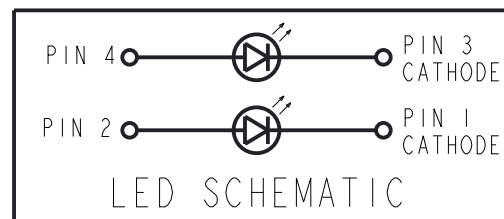
RECOMMENDED HOLE PATTERN

NOTES:

- LEADS TO FIT INTO HOLES SPACED AS PER HOLE PATTERN.
- LEAD DIMENSIONS SHOWN ARE MEASURED AT HOUSING EXIT.
- DIALIGHT PART NUMBERS: 552-02XXF.
- THIS ASSEMBLY CONTAINS ELECTROSTATIC DISCHARGE SENSITIVE DEVICES (ESDS). MAINTAIN ALL PRECAUTIONARY MEASURES DURING ASSEMBLY, HANDLING, AND STORAGE IN ACCORDANCE WITH IPC-A-610.
- PIN NUMBERS FOR REFERENCE ONLY, DESIGNATION NON-EXISTENT ON PART.



ATTENTION:
OBSERVE PRECAUTIONS FOR
HANDLING ELECTROSTATIC
SENSITIVE DEVICES



THIS DRAWING AND THE CONTENTS HEREIN ARE CONFIDENTIAL AND THE SOLE PROPERTY OF DIALIGHT CORP. REPRODUCTION OF THIS DRAWING OR CONSTRUCTION OF ANY PARTS WITHIN THIS DRAWING ARE FORBIDDEN WITHOUT THE WRITTEN CONSENT OF DIALIGHT CORP.

SCALE: DRAWING SCALE	DRAWING NUMBER	REV
ALL DIM'S: INCH (mm)	C-17423	C
TOLERANCES: UNLESS OTHERWISE SPECIFIED	TITLE	
FRACTIONS: ±1/64	5mm CBI BI-LEVEL	
DECIMALS (.XX): ±.01	RoHS COMPLIANT	
DECIMALS (.XXX): ±.005	MATERIAL	
DECIMALS (.XXXX): ±.0005	FINISH	
ANGLES: ±1°	FSCM 83330	
	SHEET 1 OF 1	FAMILY TABLE:

Dialight
1501 ROUTE 34 SOUTH
FARMINGDALE, NJ 07727
(732) 919-3119
www.dialight.com