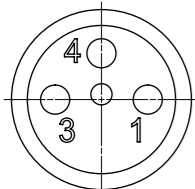


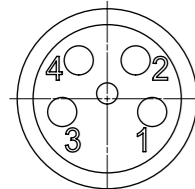
M8 FEMALE  
VIEWS FROM THE FRONT SIDE

3 POLE



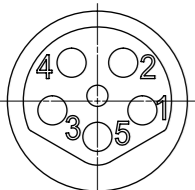
Pin	Wire color
1	BROWN
3	BLUE
4	BLACK

4 POLE



Pin	Wire color
1	BROWN
2	WHITE
3	BLUE
4	BLACK

5 POLE



Pin	Wire color
1	BROWN
2	WHITE
3	BLUE
4	BLACK
5	GREY

PART NO. MATRIX

4 0 X 0 0 1 B X X M X X X X

40 = M8x1  
SINGLE ENDED

POLES:  
3 = 3 POLES  
4 = 4 POLES  
5 = 5 POLES

HEADER:  
001 = FEMALE 90°

CABLE:  
B41 = 0,25mm<sup>2</sup>,  
TPU BK  
B36 = 0,34mm<sup>2</sup>,  
TPU OG

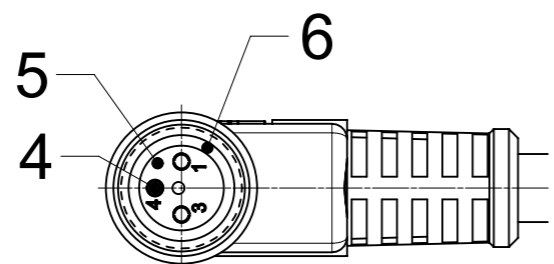
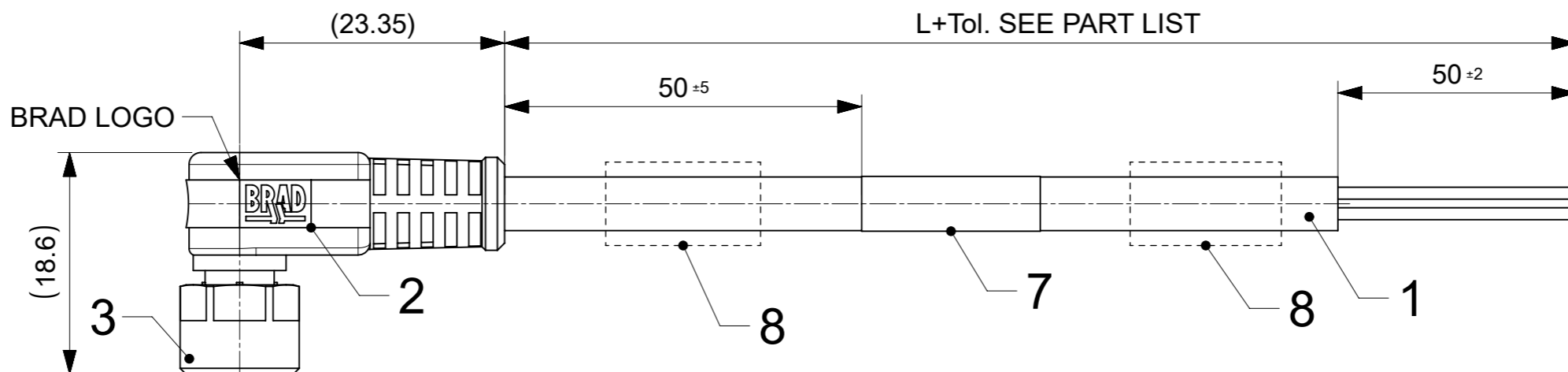
UNIT:  
M = METER

LENGTH EXAMPLE:  
010 = 1 m  
050 = 5 m  
100 = 10 m

OPTIONS

COUPLING NUT:  
BLANK = KNU  
7 = TEFLON KNU  
OVERMOULD:  
BLANK = BK  
A = GY  
Y = YE  
R = RD  
H = 2x I/D CARIERR  
AND ALWAYS WITH  
THE CABLE B3

FEMALE RIGHT ANGLED PLUG(M8 PLUG)



VIEW FROM THE FRONT SIDE  
3P

BOM

ITEM	QTY.	DESCRIPTION	MATERIAL	FINISH / COLOR
8	(SEE MATRIX)	ID-CARRIER	PVC	TRANSPARENT
7	1	WRAP LABEL STANDARD	VINYL	YELLOW
6	1	GASKET	FKM	RED
5	1	INSERT M8 FE XP	PUR	BLACK
4	3/4/5	CONTACT FE	COPPER	SELECTED GOLD OVER NICKEL
3	1	M8 COUPLING NUT	SEE PART LIST	SEE PART LIST
2	-	MOULDING MATERIAL	TPU	SEE PART LIST
1	-	CABLE	TPU	SEE PART LIST

TECHNICAL DATA :

TEMPERATURE RANGE	-25°C TO +80°C
CONTACT CURRENT RATING	3A
VOLTAGE RATING	3 POLES 60V
	4-5 POLES 30V
PROTECTION CLASS	IP 67

THIS DRAWING CONTAINS INFORMATION THAT IS PROPRIETARY TO MOLEX ELECTRONIC TECHNOLOGIES, LLC AND SHOULD NOT BE USED WITHOUT WRITTEN PERMISSION

FUNCTIONAL SYMBOLS:  $\nabla/A = 0$ ,  $\nabla/E = 0$ ,  $\nabla/F = 0$

DIMENSION UNITS: mm | SCALE: 2:1

GENERAL TOLERANCES (UNLESS SPECIFIED):  
ANGULAR TOL ± 1.0°

DIVISIONAL SYMBOLS: 4 PLACES ±, 3 PLACES ±, 2 PLACES ±, 1 PLACE ±, 0 PLACES ±

DRAFT WHERE APPLICABLE MUST REMAIN WITHIN DIMENSIONS

THIRD ANGLE PROJECTION

DRAWING: A3-SIZE | SERIES: 120086 | MATERIAL NUMBER: SEE PART LIST | CUSTOMER: GENERAL MARKET | SHEET NUMBER: 1 OF 2

CURRENT REV DESC:

EC NO: 684766 | DRWN: SSM | 2021/11/03  
CHK'D: RSILLER | 2021/11/10  
APPR: RSILLER | 2021/11/10

INITIAL REVISION:  
DRWN: WSTRASZKIEWI | 2014/09/02  
APPR: MIWASIECZKO | 2014/09/08

**molex**

CSE M8 XP AC FE RA  
TPU XM

PRODUCT CUSTOMER DRAWING

DOCUMENT NUMBER: SD-120086-010 | DOC TYPE: PSD | DOC PART: 001 | REVISION: B4

# CABLE INFORMATION

CABLE TYPE	NO. OF WIRES	CROSS SECTION	CABLE JACKET	UL	CSA	STATIC: TEMP. / BENDING RADIUS	DYNAMIC: TEMP. / BENDING RADIUS	DRAG CHAIN: TEMP. / BENDING RADIUS	DRAG CHAIN	CABLE SPEC. DRAWING	OTHER INFORMATION
B41	3/4	0.25mm <sup>2</sup>	TPU BLACK	UL 21215	C22.2 I/II A/B 80°/600V	-40°C to +90°C 5xO.D.	-25°C to +80°C 7.5xO.D.	-5°C to +60°C 7.5xO.D.	up to 5 mio cycles at temp 20°C	SD-120209-006	WSOR
B36	3/4	0.34mm <sup>2</sup>	TPU ORANGE							SD-120209-001	

# PART LIST

MOLEX PN	ENGINEERING No	L+Tol. [mm]
1200868667	403001B41M010	1000
1200868668	403001B41M020	2000
1200868669	403001B41M050	5000
1200868670	403001B41M100	10000
1200868671	404001B41M010	1000
1200868672	404001B41M020	2000
1200868673	404001B41M050	5000
1200868674	404001B41M100	10000
1200868675	405001B41M010	1000
1200868676	405001B41M020	2000
1200868677	405001B41M050	5000
1200868678	405001B41M100	10000
1200868883	403001B36M0507Y	5000
1200868888	404001B36M0507Y	5000
1200868925	403001B36M0107Y	1000
1200868948	404001B41M005	500
1200868949	404001B41M030	3000
1200868950	404001B41M040	4000
1200868951	404001B41M080	8000

### CABLE LENGTH TOLERANCES

LENGTH	TOLERANCE
0m-1m	+40 mm
>1m-5m	+60 mm
>5m-10m	+80 mm
>10m-20m	+140 mm
>20m-30m	+160 mm
>30m	+1% length

FUNCTIONAL SYMBOLS ∇/A = 0 ∇/E = 0 ∇/V = 0	THIS DRAWING CONTAINS INFORMATION THAT IS PROPRIETARY TO MOLEX ELECTRONIC TECHNOLOGIES, LLC AND SHOULD NOT BE USED WITHOUT WRITTEN PERMISSION		CURRENT REV DESC:		<b>molex</b>
	DIMENSION UNITS <b>mm</b>	SCALE <b>1:1</b>	EC NO: 684766		
DIVISIONAL SYMBOLS	GENERAL TOLERANCES (UNLESS SPECIFIED)		DRWN: SSM 2021/11/03		PRODUCT CUSTOMER DRAWING
	ANGULAR TOL ± 1.0°		CHK'D: RSILLER 2021/11/10		
4 PLACES ±		APPR: RSILLER 2021/11/10		DOCUMENT NUMBER	
3 PLACES ±		INITIAL REVISION:		SD-120086-010	
2 PLACES ±		DRWN: WSTRASZKIEWI 2014/09/02		DOC TYPE DOC PART REVISION	
1 PLACE ±		APPR: MIWASIECZKO 2014/09/08		PSD 001 B4	
0 PLACES ±		DRAFT WHERE APPLICABLE MUST REMAIN WITHIN DIMENSIONS		MATERIAL NUMBER CUSTOMER SHEET NUMBER	
THIRD ANGLE PROJECTION		DRAWING		SEE PART LIST GENERAL MARKET 2 OF 2	
A3-SIZE		SERIES		120086	