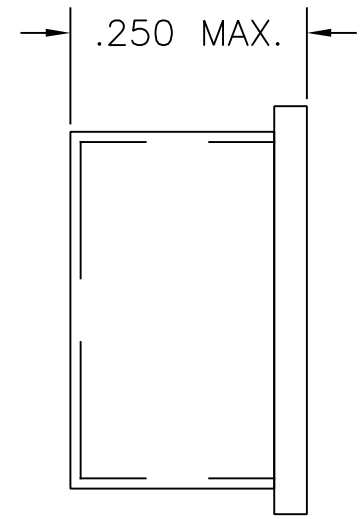
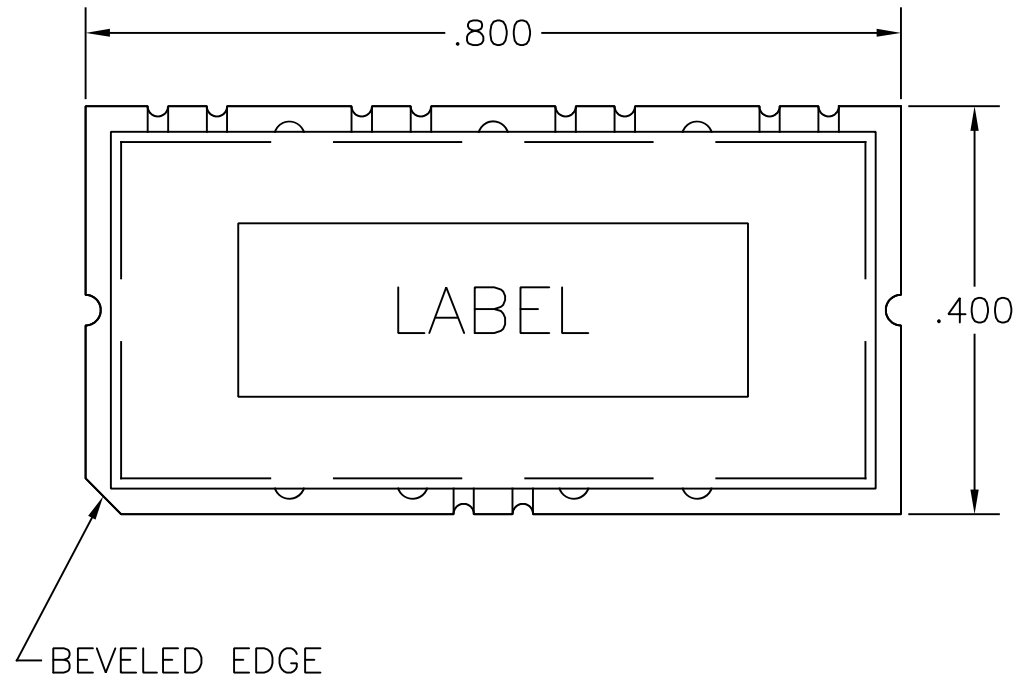
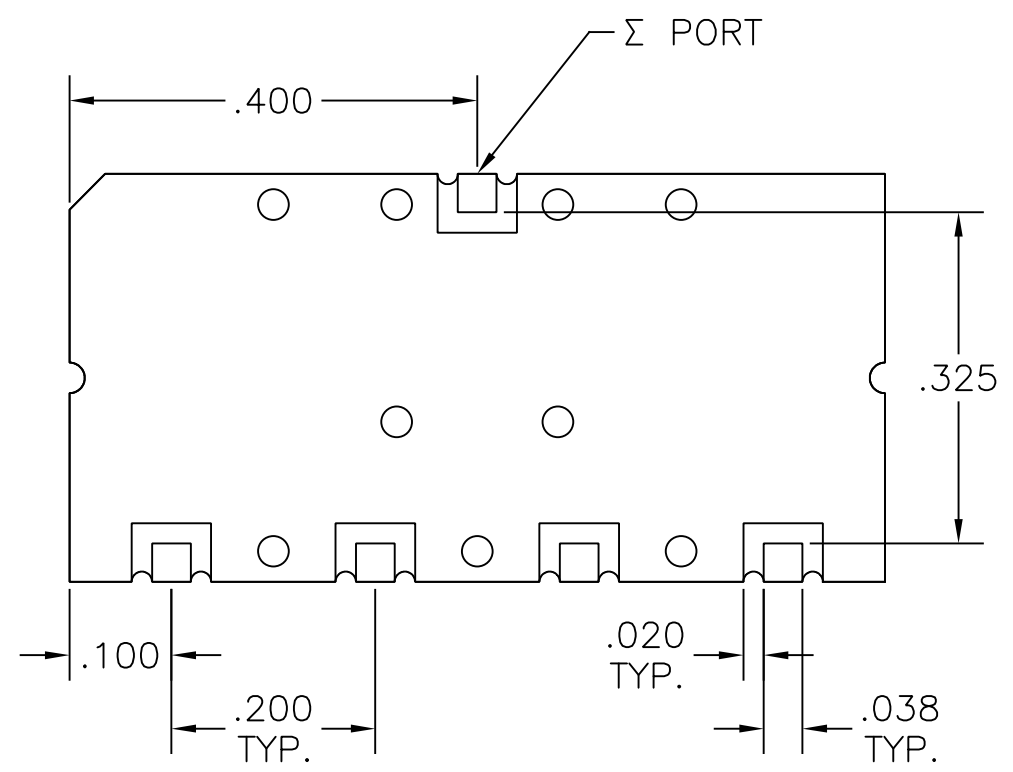


THIS DOCUMENT CONTAINS PROPRIETARY INFORMATION. ANY REPRODUCTION, DISCLOSURE, OR USE OF ITS CONTENTS IS EXPRESSLY PROHIBITED EXCEPT AS AUTHORIZED BY I.F. Engineering Corp

REVISION			
LTR.	DESCRIPTION	DATE	APPVL.
A	Correct Outline	10/30/02	lcf
B	Updated Drawing & Format	09/13/07	MJD
C	'RoHS Compliant' Logo Added	02/27/08	MJD



ELECTRICAL SPECIFICATION	
FOUR-WAY POWER DIVIDER	
FREQUENCY RANGE (MHZ)	20-3000
ISOLATION (dB) MIN.	18
INSERTION LOSS (dB) MAX.	2.25
AMPLITUDE BAL. (dB) MAX.	±0.3
PHASE BAL. (°) MAX.	±5.0
VSWR MAX.	
IN	1.5:1
OUT	1.4:1
IMPEDANCE (OHMS) NOM.	50
TEMPERATURE RANGE (°C)	0 TO +50



NOTE:
SPECIFICATION SUBJECT TO CHANGE WITHOUT NOTICE.

**RoHS
Compliant**

UNLESS OTHERWISE SPECIFIED DIMENSIONS MEASURED IN INCHES DRAWING PRACTICES PER ASME Y14.100	
TOLERANCES	ANGLES ±1/2°
.XX ±.01	.XXX ±.005

DRAWN	DATE
CL	6/6/02
ENGRG APPD	DATE
MFG APPD	DATE
QA APPD	DATE
RELEASED	DATE

IFE ENGINEERING 3 FOSHAY ROAD, DUDLEY MA 01571			
TITLE OUTLINE DRAWING PD-4008-SM			
SIZE	CODE IDENT NO.	DRAWING NO.	REV.
B	OUFA1	004-079-181	C
SCALE	N/A	SHEET	1 OF 1