


UltraTEC™ UT Series Thermoelectric Cooler

Note: This product is not recommended for new designs.
 This product series has been replaced with the UltraTEC UTX Series.
 The recommended replacement is:
 MFG Part Number: 387004724
 Description: UTX8-288-F2-5252-TA-W6

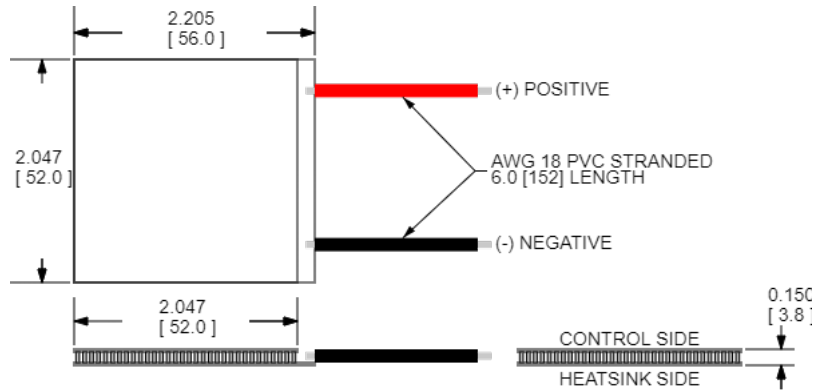


Features

- High heat pump density
- Precise temperature control
- Reliable solid-state operation
- No sound or vibration
- DC operation
- RoHS-compliant

Applications

- Thermoelectric Coolers and Assemblies for Medical Applications
- Thermoelectric Coolers for Handheld Cosmetic Lasers
- Industrial Laser Cooling
- Peltier Cooling for Digital Light Processors



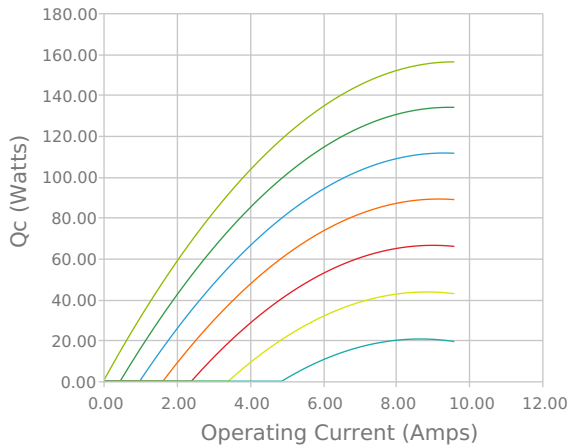
CERAMIC MATERIAL: Al₂O₃
 SOLDER CONSTRUCTION: 138°C, BiSn

INCHES [MM]

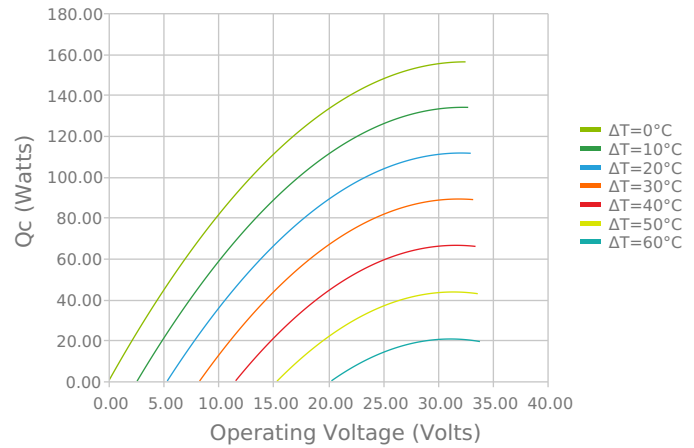
ELECTRICAL AND THERMAL PERFORMANCE

For maximum performance, be sure to orient the CONTROL side of the TEC against the application to be managed and the HEATSINK side against the heat sink or other heat rejection method. The CONTROL side is always opposite the side with lead attachments. Lead attachment is a passive heat loss and less impactful if located on the side that attaches to the heat exchanger.

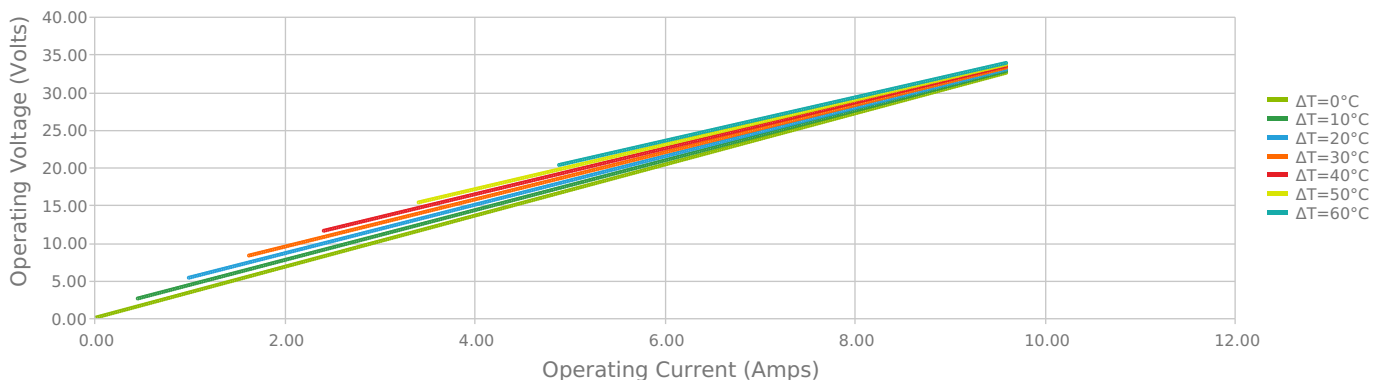
Heat Pumped at Cold Side
 Thot = 27 °C



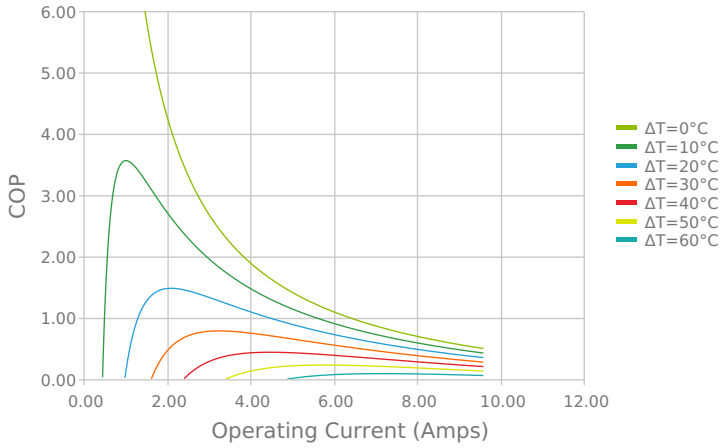
Heat Pumped at Cold Side
 Thot = 27 °C



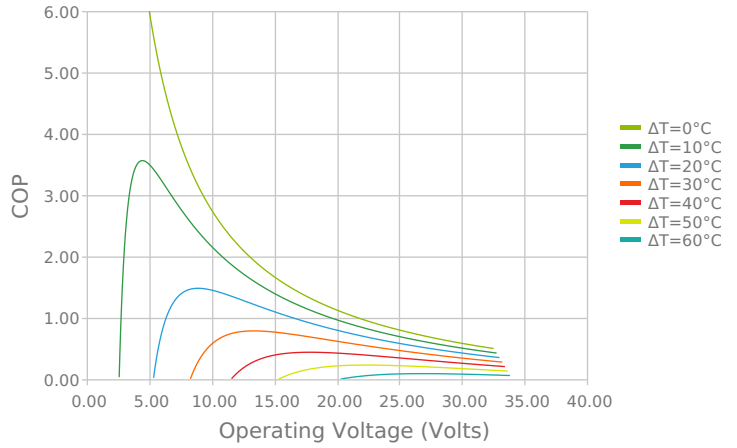
Current vs Voltage (I vs V)
 Thot = 27 °C



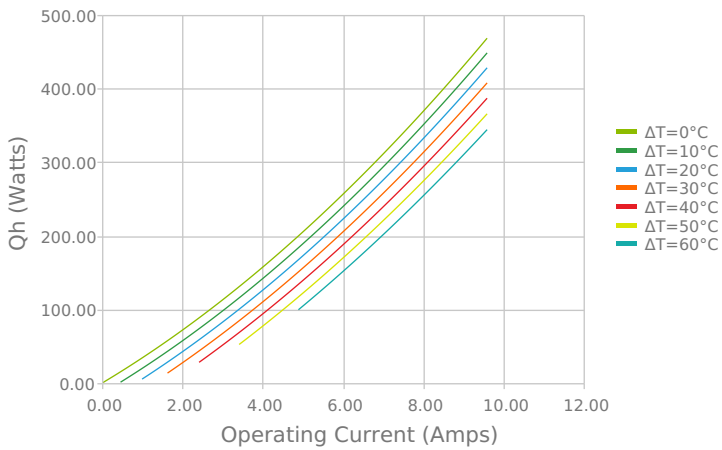
Coefficient of Performance (COP = Qc/Pin)
Thot = 27 °C



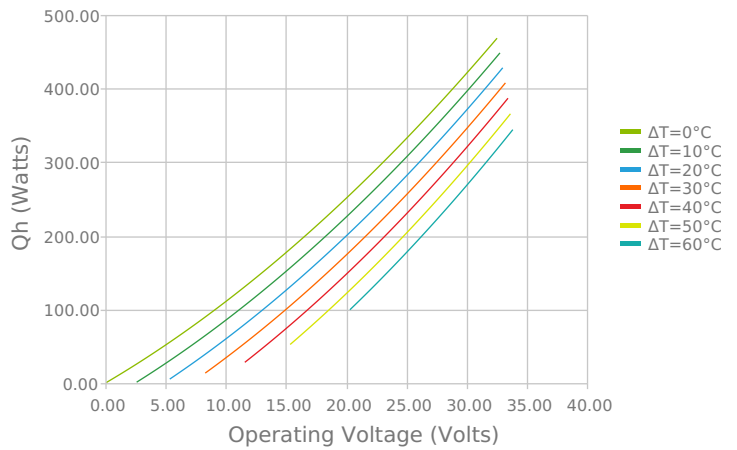
Coefficient of Performance (COP = Qc/Pin)
Thot = 27 °C



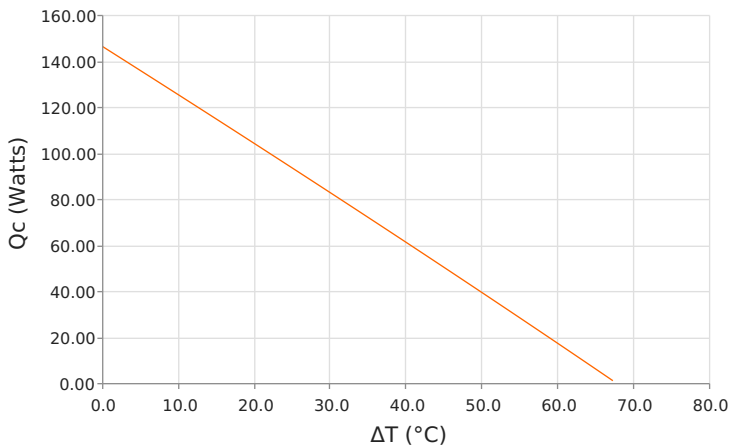
Total Heat Dissipated at Hot Side (Qh=Qc+Pin)
Thot = 27 °C



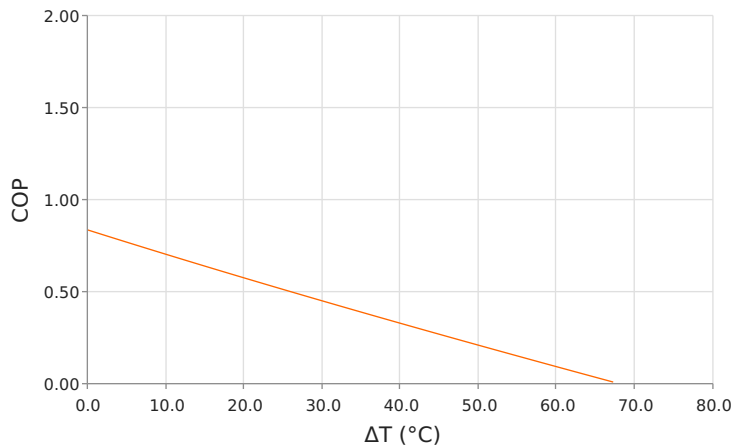
Total Heat Dissipated at Hot Side (Qh=Qc+Pin)
Thot = 27 °C



Heat Pumped at Cold Side (Qc)
Thot = 27 °C | Current = 7.2 Amps



Coefficient of Performance (COP = Qc/Pin)
Thot = 27 °C | Current = 7.2 Amps



SPECIFICATIONS*

Hot Side Temperature	27.0 °C	35.0 °C	50.0 °C
Qcmax (ΔT = 0)	156.1 Watts	160.9 Watts	169.3 Watts
ΔTmax (Qc = 0)	68.9°C	71.8°C	77.0°C
Imax (I @ ΔTmax)	8.5 Amps	8.5 Amps	8.4 Amps
Vmax (V @ ΔTmax)	30.9 Volts	32.1 Volts	34.3 Volts
Module Resistance	3.39 Ohms	3.53 Ohms	3.80 Ohms
Max Operating Temperature	80 °C		
Weight	52.0 gram(s)		

* Specifications reflect thermoelectric coefficients updated March 2020

FINISHING OPTIONS

Suffix	Thickness	Flatness / Parallelism	Hot Face	Cold Face	Lead Length
TA	3.810 ±0.025 mm 0.150 ± 0.0010 in	0.025 mm / 0.025 mm 0.001 in / 0.001 in	Lapped	Lapped	152.4 mm 6.00 in

SEALING OPTIONS

Suffix	Sealant	Color	Temp Range	Description
	None			No sealing specified

NOTES

1. Max operating temperature: 80°C
2. Do not exceed Imax or Vmax when operating module
3. Reference assembly guidelines for recommended installation

Any information furnished by Laird and its agents, whether in specifications, data sheets, product catalogues or otherwise, is believed to be (but is not warranted as being) accurate and reliable, is provided for information only and does not form part of any contract with Laird. All specifications are subject to change without notice. Laird assumes no responsibility and disclaims all liability for losses or damages resulting from use of or reliance on this information. All Laird products are sold subject to the Laird Terms and Conditions of sale (including Laird's limited warranty) in effect from time to time, a copy of which will be furnished upon request.

© Copyright 2019-2022 Laird Thermal Systems, Inc. All rights reserved. Laird™, the Laird Ring Logo, and Laird Thermal Systems™ are trademarks or registered trademarks of Laird Limited or its subsidiaries.

UltraTEC™ is a trademark of Laird Thermal Systems, Inc. All other marks are owned by their respective owners.

Revision: 00 Date: 06-01-2022

Print Date: 06-15-2022