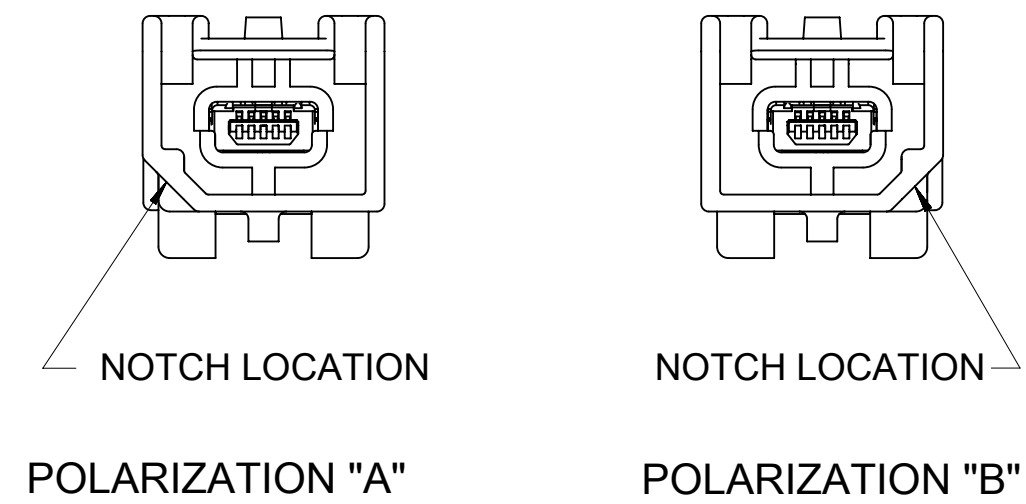


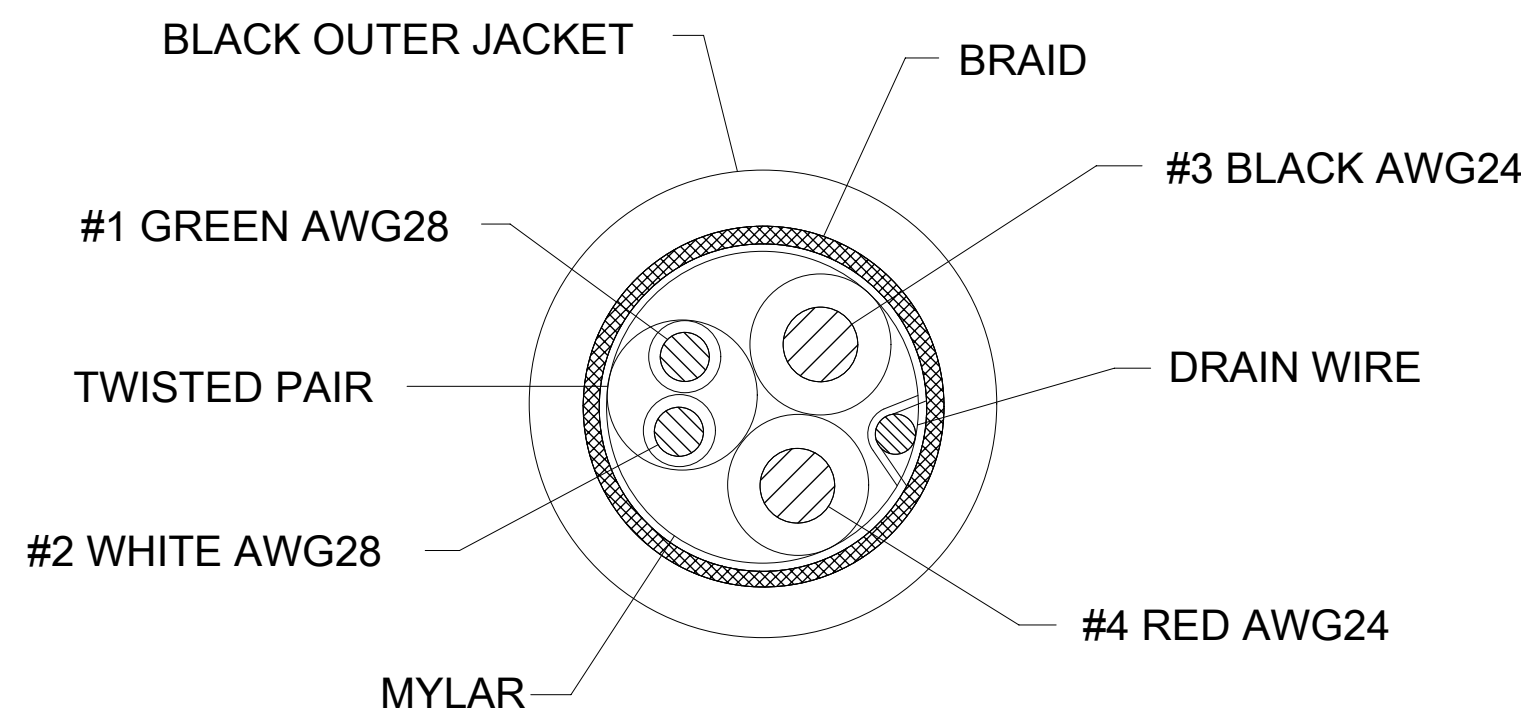
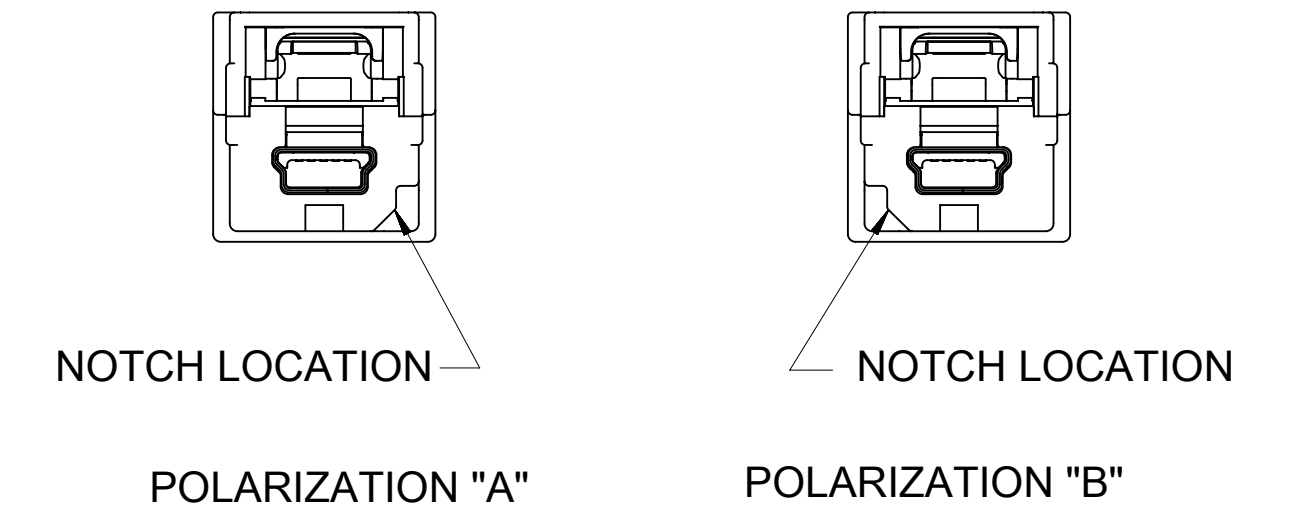
WIRING DIAGRAM

SIGNAL NAME	CONTACT #	MINI-B INLINE (HOST)	MINI-B PLUG (TARGET)	CONTACT #	SIGNAL NAME
		WIRE COLORS	WIRE COLORS		
VBUS	1	RED	RED	1	VBUS
D-	2	WHITE	WHITE	2	D-
D+	3	GREEN	GREEN	3	D+
NO CONNECT	4	NO CONNECT		4	NO CONNECT
GND	5	BLACK	BLACK	5	GND
CABLE BRAID	SHELL	BRAID TO SHELL TERMINATION		SHELL	CABLE BRAID

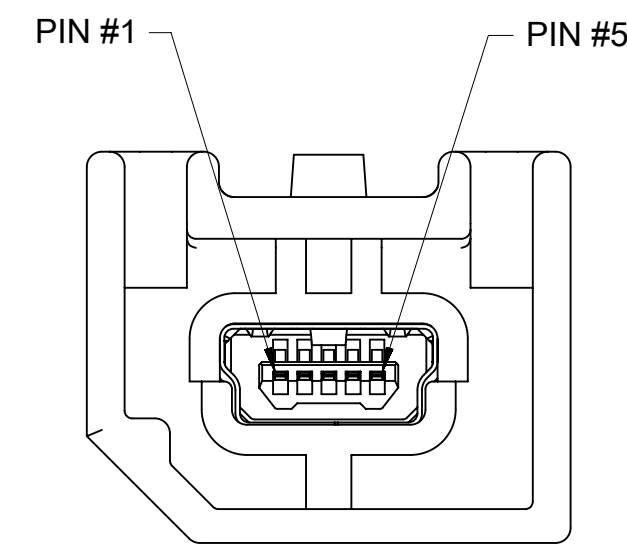
MINI-B INLINE RECEPTACLE POLARIZATION OPTIONS



MINI-B PLUG POLARIZATION OPTIONS



CABLE CONSTRUCTION



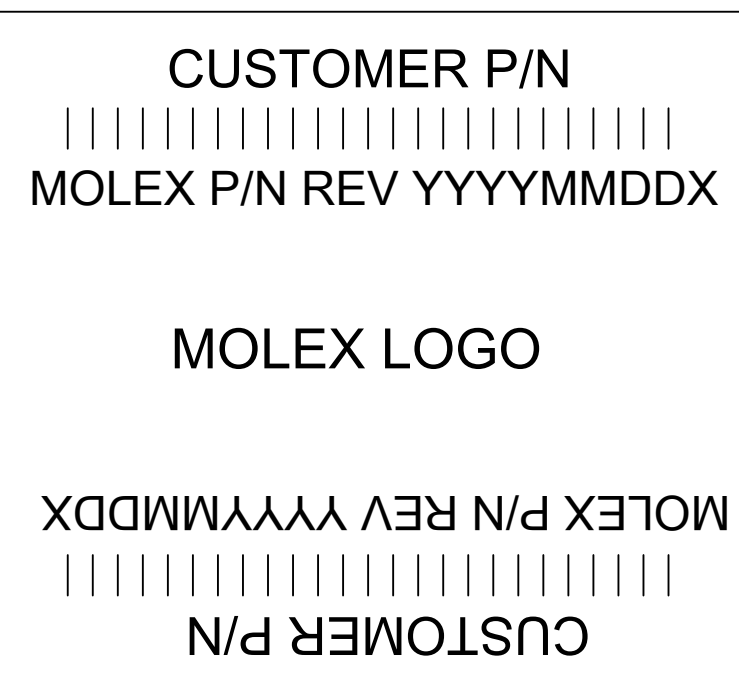
MATING HEADER FOR MINI-B PLUGS (POLARIZATION - A SHOWN)

ASSEMBLY MATERIAL NUMBERS

MOLEX MAT. NO.	MINI-B INLINE POL (HOST)	MINI-B PLUG POL (TARGET)	DIM "A" (mm)
111005-0250	B	A	250±10
111005-0450	B	B	450±10
111005-1020	B	A	500±10
111005-1021	B	A	1120±10
111005-1933	A	B	740±10
111005-1934	A	A	700±10
111005-1935	A	A	1583±10

NOTES:

- PART MUST CONFORM TO THE ELECTRICAL CONNECTION SYSTEM DESIGN SPECIFICATION (SDS) VER 13, DATED 06-APR-06; TEMP CLASS "-40~85°C".
- PART MUST CONFORM TO THE LATEST REVISION OF SAE/USCAR-30 & USB 2.0.
- ALL PLASTIC PARTS MUST HAVE MATERIAL IDENTIFICATION SYMBOLS CLEARLY MARKED, WHEREVER PACKAGE SIZE PERMITS.
- GENERAL TOLERANCES: ±0.25 ALL ONE PLACE DIMENSIONS, ±0.15 ALL TWO PLACE DIMENSIONS, AND ±0.5° ALL ANGULAR DIMENSIONS.
- 0.3MM MAXIMUM RADIUS PERMISSIBLE ON EDGES AND FILLETS SHOWN AS SHARP FOR PLASTIC PARTS.
- PARTS ARE TO BE FREE OF SCRATCHES, DISCOLORATION, SALT RESIDUE OR OTHER IMPERFECTIONS THAT MAY AFFECT FUNCTION OR FIT OF PART.
- IDENTIFICATION LABEL MUST DISPLAY CUSTOMER PART NUMBER, SUPPLIER PART NUMBER, DATE CODE (YYYYMMDD), REVISION, AND LOGO.
- LEAD FREE, NO ROHS EXEMPTIONS.
- FINISHES: TERMINAL: SELECTIVE GOLD (Au) IN THE CONTACT AREA; THICKNESS = 0.75 MICROMETER (30 MICROINCH) MINIMUM OVER NICKEL (Ni) OVERALL; THICKNESS = 1.25 MICROMETER (50 MICROINCH) MINIMUM.



LABEL FORMAT

LAST LETTER OF DATE CODE "X":
'D'= DAY SHIFT, 'N'= NIGHT SHIFT
BAR CODE = MOLEX MATERIAL NUMBER

THIS DRAWING CONTAINS INFORMATION THAT IS PROPRIETARY TO MOLEX ELECTRONIC TECHNOLOGIES, LLC AND SHOULD NOT BE USED WITHOUT WRITTEN PERMISSION

DIMENSION UNITS	SCALE	CURRENT REV DESC: OBSOLETE PART NUMBER	
mm	2:1		
GENERAL TOLERANCES (UNLESS SPECIFIED)		EC NO: 632260	
	MM	INCH	DRWN: VLOKESHA 2020/02/13
4 PLACES	±	±	CHK'D: GGA 2020/02/28
3 PLACES	±	±	APPR: GGA 2020/02/28
2 PLACES	±	0.13	±
1 PLACE	±	0.25	±
0 PLACES	±	±	±
ANGULAR TOL	±	3.0°	
DRAFT WHERE APPLICABLE MUST REMAIN WITHIN DIMENSIONS		THIRD ANGLE PROJECTION	DRAWING SERIES
			D-SIZE 111005
		MATERIAL NUMBER	CUSTOMER
		SEE CHART	GENERAL MARKET
		DOCUMENT NUMBER	DOC TYPE DOC PART REVISION
		SD-111005-1000	PSD 001 F
DOCUMENT STATUS		P1	RELEASE DATE 2020/02/28 02:41:19