



Customer Product/Process Change Notification

PCN # OES17062001_59X

Issued Date: 6/12/2017

Issued By: Nick Oesterheld

Author: Nick Oesterheld

Change affects whole product family? No

Part #'s affected (See attached if entire product family is affected)

See attached List

Description of Change:

Bi Color R/G LED and Y/G LED is being replaced with a brighter Low current die/chip version.

Reason for Change:

Existing Bi Color R/G and Y/G LEDs are EOL and more efficient Low current LED chip is being used.

Properties of Old vs. Changed Product:

See attached Specification comparison sheet

Disposition of Old Product:

Use until depleted.

Expected Implementation Date: JULY 28,2017

Last Time Buy Date: NOT APPLICABLE

Customer Feedback Expected by: N/A

Additional Comments: (Include Potential Risks if Appropriate)

There is no change in Part Form, Fit,Quality and Reliability. Replacement Parts are 4X Brighter Red, and 2X Brighter Green for R/G and 4X Brighter Yellow and 2X Brighter Green for Y/G.

Supporting Qualification Data:

Not Applicable

Approved By:

(Minimum of three approvals are required.)

Vice President of Operations: _____

Vice President of Sales OED/Signals: Matt Boudiette

Director of Customer Service: Kathy Smith

Vice President of Marketing: _____

Director of Quality: Angel Escamilla

NOTE: Expected Implementation date and Last Time Buy Date are estimated based on existing materials and consumption rates. Subject to change.

**AFFECTED PART NUMBERS USING THIS EOL R/G LED
REPLACEMENT LED 2ma R/G
597 MicroLED R/G Bi color LED**

5977701202F
5977701202LF OBSOLETE USE 5977701202F
5977701207F
5977701207LF OBSOLETE USE 5977701207F

591 Prism with R/G Bi color LED

5913001002F
5913001002HF
5913001002SF
5913001007F
5913001007SF
5913001013F
5913001013HF
5913001013SF
5913001102F
5913001102HF
5913001102SF
5913001107F
5913001107HF
5913001107SF
5913001113F
5913001113HF
5913001113NSNF
5913001113SF
5913001812F
5913001849F

592 Bi Level Prism with R/G Bi color LED

5923024302F
5923024313F
5923030302F
5923030313F
5923030820F
5923030820SF
5923031013F
5923031302F
5923031313F
5923032302F
5923032313F
5923034302F
5923034313F
5923036302F
5923036313F
5923036822F
5923036823F
5923530302F
5923530313F

593 Tri Level Prism with R/G Bi Color LED

593212130002F OBSOLETE USE 593212130302F
593212130013F OBSOLETE USE 593212130313F
593212130302F
593212130313F
593303030002F OBSOLETE USE 593303030302F
593303030013F OBSOLETE USE 593303030313F
593303030302F
593303030313F

**AFFECTED PART NUMBERS USING THIS EOL Y/G LED
REPLACEMENT LED 2ma Y/G
597 MicroLED Y/G Bi-Color LED**

5977721202F
5977721207F

591 Prism with Y/G Bi Color LED

5913101002F
5913101002HF
5913101002SF
5913101007F
5913101007HF
5913101007SF
5913101013F
5913101013HF
5913101013SF
5913101102F
5913101102HF
5913101102SF
5913101107F
5913101107HF
5913101107SF
5913101113F
5913101113HF
5913101113SF

592 Bi Level Prism with Y/G Bi color LED

5922631302F
5922631313F
5922631812F
5922631812SF
5923031313F
5923126302F
5923126313F
5923126816F
5923126816SF
5923131302F
5923131313F
5923131814F
5923131814SF
5923531302F
5923531313F
5923531313F

593 Tri Level Prism with Y/G Bi Color LED

593203120002F OBSOLETE USE 593203120302F
593203120013F OBSOLETE USE 593203120313F
593203120302F
593203120313F
593312020002F OBSOLETE USE 593312020302F
593312020013F OBSOLETE USE 593312020313F
593312020302F
593312020313F
593313131002F OBSOLETE USE 593313131302F
593313131013F OBSOLETE USE 593313131313F
593313131302F
593313131313F

LED COMPARISON TABLE:

For SM PLCC-4 Red/Green Bi-ColorLED 597-7701-207F,-202F
and replacement R/G 2ma LC P/N 597-7701-207F,-202F

LUMINOUS INTENSITY (mcd) RED
LUMINOUS INTENSITY (mcd) GREEN
FORWARD VOLTAGE (V) RED
FORWARD VOLTAGE (V) GREEN
PEAK WAVELENGTH (nm) RED
PEAK WAVELENGTH (nm) GREEN
DOMINANT WAVELENGTH (nm) RED
DOMINANT WAVELENGTH (nm) GREEN
VIEWING ANGLE 2 1/2 (deg)
REVERSE CURRENT (micro amps) Vr=12v

POWER DISSIPATION (mW) RED
POWER DISSIPATION (mW) GREEN
PEAK PULSE FORWARD CURRENT(mA)
CONTINUOUS FORWARD CURRENT (mA) MAX
DERATING LINERALLY FROM (mA/C°)
REVERSE VOLTAGE (IR=10 μA)
JUNCTION TEMP TJ
OPERATING TEMP. RANGE (C°)
STORAGE TEMP. RANGE (C°)
LEAD Reflow SOLDERING TEMP. (C°) Pb-Free (SnAgCu) Assembly

Surface Mount PLCC-2 Package size
LED EMITTING COLOR
LED EMITTING COLOR
LED EPOXY COLOR
LED LEADS
LED DIE TECHNOLOGY
Moisture Sensitivity Level

EOL 5977701207F,-202F

OPERATING CHARACTERISTICS @ 25° AMBIENT

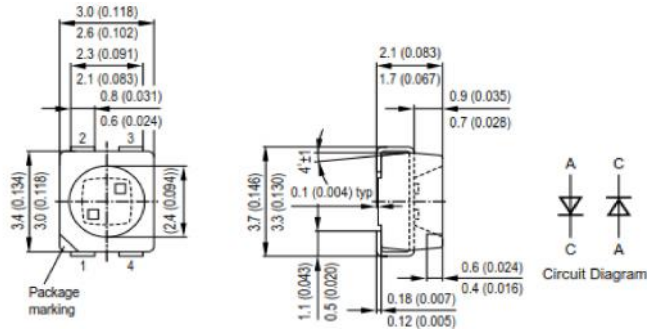
If	MIN	TYP	MAX
10	4.5	11.3	18
10	4.5	11.3	18
10		2	2.5
10		2	2.5
		635	
		572	
	622	628	634
	564	570	576
		120	
		0.01	10

ABSOLUTE MAXIMUM RATINGS @ TA=25° C

95
95
500
30
(40° C) 0.42
12
100
-40 to + 100
-40 to +100
260C -5C FOR 10 SEC min and 30 SEC Max

PHYSICAL DIMENSIONS

.138" (3.5mm) x .110"(2.8mm) x .075"(1.9mm)
RED
GREEN
CLEAR
Pb FREE RoHS
GaAlP
2



Low Current

REPLACEMENT 597770x207F,-202F

OPERATING CHARACTERISTICS @ 25° AMBIENT

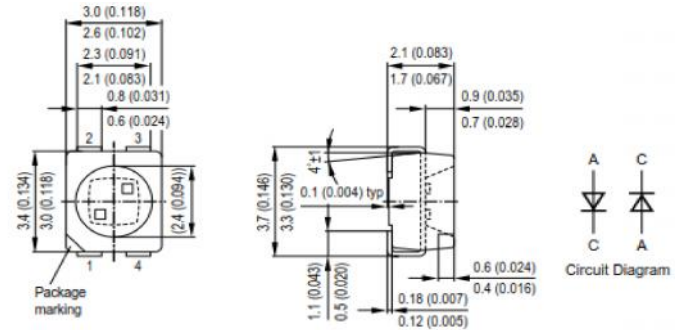
If	MIN	TYP	MAX
2	4.5	11.3	18
2	2.8	7	11.2
2	1.7	1.8	2.2
2	1.7	1.8	2.2
		643	
		572	
	624	630	636
	566	570	575
		120	
Vr=12v		0.01	10

ABSOLUTE MAXIMUM RATINGS @ TA=25° C

33
33
100
15
--
12
125
-40 to + 100
-40 to +100
260C -5C FOR 10 SEC min and 30 SEC Max

PHYSICAL DIMENSIONS

.138" (3.5mm) x .110"(2.8mm) x .075"(1.9mm)
RED
GREEN
CLEAR
Pb FREE RoHS
InGaAlP
2



LED COMPARISON TABLE:

For SM PLCC-4 Yellow/Green Bi-Color LED 597-7721-207F,-202F and replacement Y/G 2ma LC P/N 597-7721-207F,-202F

LUMINOUS INTENSITY (mcd) YELLOW
 LUMINOUS INTENSITY (mcd) GREEN
 FORWARD VOLTAGE (V) YELLOW
 FORWARD VOLTAGE (V) GREEN
 PEAK WAVELENGTH (nm) YELLOW
 PEAK WAVELENGTH (nm) GREEN
 DOMINANT WAVELENGTH (nm) YELLOW
 DOMINANT WAVELENGTH (nm) GREEN
 VIEWING ANGLE 2 1/2 (deg)
 REVERSE CURRENT (micro amps) Vr=12v

POWER DISSIPATION (mW) YELLOW
 POWER DISSIPATION (mW) GREEN
 PEAK PULSE FORWARD CURRENT(mA)
 CONTINUOUS FORWARD CURRENT (mA) MAX
 DERATING LINERALLY FROM (mA/C°)
 REVERSE VOLTAGE (IR=10 µA)
 JUNCTION TEMP TJ
 OPERATING TEMP. RANGE (C°)
 STORAGE TEMP. RANGE (C°)
 LEAD Reflow SOLDERING TEMP. (C°) Pb-Free (SnAgCu) Assembly

Surface Mount PLCC-2 Package size
 LED EMITTING COLOR
 LED EMITTING COLOR
 LED EPOXY COLOR
 LED LEADS
 LED DIE TECHNOLOGY
 Moisture Sensitivity Level

EOL 5977721207F,-202F

OPERATING CHARACTERISTICS @ 25° AMBIENT

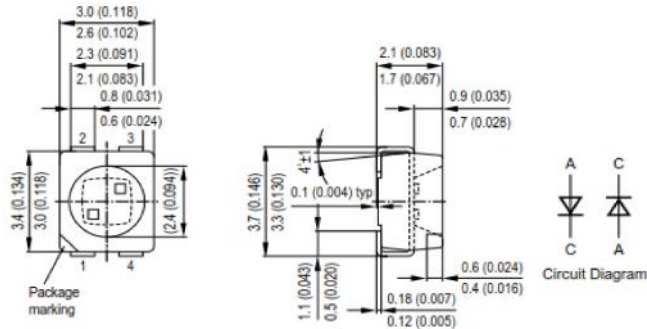
If	MIN	TYP	MAX
10	4.5	11.3	18
10	4.5	11.3	18
10	2	2.5	
10	2	2.5	
		635	
		572	
	580	587	595
	564	570	576
		120	
		0.01	10

ABSOLUTE MAXIMUM RATINGS @ TA=25° C

95
95
500
30
(40° C) 0.42
12
100
-40 to + 100
-40 to +100
260C -5C FOR 10 SEC min and 30 SEC Max

PHYSICAL DIMENSIONS

.138" (3.5mm) x .110"(2.8mm) x .075"(1.9mm)
 YELLOW
 GREEN
 CLEAR
 Pb FREE RoHS
 GaAlP
 2



Low Current

REPLACEMENT 5977721207F,-202F

OPERATING CHARACTERISTICS @ 25° AMBIENT

If	MIN	TYP	MAX
2	4.5	11.3	18
2	2.8	7	11.2
2	1.7	1.8	2.2
2	1.7	1.8	2.2
		591	
		572	
	580	587	595
	566	570	575
		120	
Vr=12v		0.01	10

ABSOLUTE MAXIMUM RATINGS @ TA=25° C

33
33
100
15
--
12
125
-40 to + 100
-40 to +100
260C -5C FOR 10 SEC min and 30 SEC Max

PHYSICAL DIMENSIONS

.138" (3.5mm) x .110"(2.8mm) x .075"(1.9mm)
 YELLOW
 GREEN
 CLEAR
 Pb FREE RoHS
 InGaAlP
 2

