


**Lithium Iron Phosphate (LiFePO<sub>4</sub>) Battery**

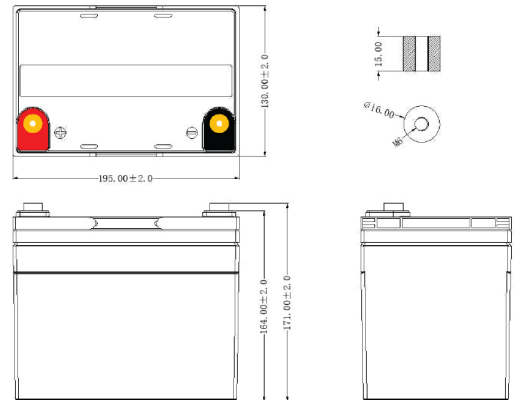
**Specifications**

<b>Electrical Characteristics</b>	Nominal Voltage	12.8V
	Nominal Capacity	30AH
	Energy	384Wh
	Internal Resistance	≤ 50mΩ
	Cycle Life	>2000 cycles at 0.2C 100% DOD
	Self Discharge Per Month	<3%
	Efficiency of Charge	Near 100% @ 0.5C (when used with proper LiFePO <sub>4</sub> charger)
	Efficiency of Discharge	96 ~ 99% @ 1C
<b>Charge</b>	Charge Voltage	14.6 ± 0.2V
	Charge Mode	CC at 0.2C to 14.6V, then at CV14.6V to charge current less than 0.02C
	Charge Current	6A
	Max. Charge Current	15A
	Over Voltage Protection	15.6V ± 0.2V
<b>Discharge</b>	Max. Continuous Current	30A (not for Cycle Life)
	Max. Pulse Current	60A (<3s)
	Discharge Cut-off Voltage	9.6V
<b>Environmental</b>	Charge Temperature	0°C to 45°C (32°F to 113°F) at 60 ± 25% Relative Humidity
	Discharge Temperature	-20°C to 60°C (-4°F to 140°F) at 60 ± 25% Relative Humidity
	Storage Temperature	0°C to 40°C (32°F to 104°F) at 60 ± 25% Relative Humidity
	Water/Dust Resistance	IP56
<b>Mechanical</b>	Cell Material	LiFePO <sub>4</sub>
	Plastic Case	ABS
	Dimensions (in./mm)	7.68 x 5.12 x7.01 / 195 x130 x178
	Weight (lbs./kg.)	10.36 / 4.7
	Terminal Type	M6
<b>BMS</b>	Protection Function	Over charge. Over discharge. Over current. Short circuit, Balancing, Temperature.

Zeus Battery highly recommends to use LiFePO<sub>4</sub> charger suitable for each battery for optimum charge performance

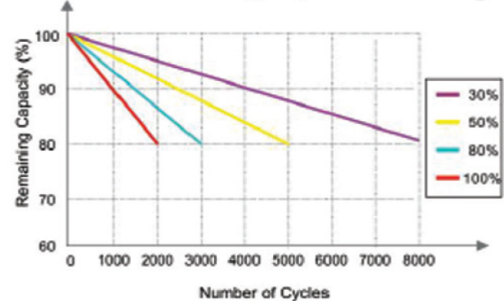


**Physical Dimensions**



**Discharge Characteristics**

Different DOD Discharge Cycle Life Curve @ 1C



Cycle Life Performance Curve @ 25°C

