

Features

- Halogen Free Available Upon Request By Adding Suffix "-HF"
- Lead Free Finish/RoHS Compliant (Note1) ("P" Suffix Designates Compliant. See Ordering Information)
- Epoxy Meets UL 94 V-0 Flammability Rating
- Moisture Sensitivity Level 1
- Low Forward Voltage Drop
- Fast Reverse Recovery Time
- Planar Structure Die and Soft Recovery Characteristics

Maximum Ratings

- Operating Junction Temperature Range: -55°C to +150°C
- Storage Temperature Range: -55°C to +150°C
- Typical Thermal Resistance: 4°C/W Junction to Case

MCC Part Number	Device Marking	Maximum Recurrent Peak Reverse Voltage	Maximum RMS Voltage	Maximum DC Blocking Voltage
MURS1060FL	MURS1060FL	600V	420V	600V

Electrical Characteristics @ 25°C Unless Otherwise Specified

Average Rectified Forward Current	$I_{F(AV)}$	10A	$T_C = 100^\circ\text{C}$
Peak Forward Surge Current	I_{FSM}	100A	8.3ms, Half Sine
Maximum Instantaneous Forward Voltage	V_F	1.1V(Typ) 1.3V(Max) 1.1V(Max)	$I_F=10A; T_J=25^\circ\text{C}$ $I_F=10A; T_J=25^\circ\text{C}$ $I_F=10A; T_J=150^\circ\text{C}$
Maximum Reverse Current At Rated DC Blocking Voltage	I_R	5 μA 200 μA	$T_J=25^\circ\text{C};$ $T_J=150^\circ\text{C}$
Typical Junction Capacitance	C_J	115pF	Measured at 1.0MHz, $V_R=4.0\text{V}$

Dynamic Recovery Characteristics @ 25°C Unless Otherwise Specified

Reverse Recovery Time	t_{rr}	40ns(Typ.) 75ns(Max.)	$I_F=0.5A; I_R=1.0A;$ $I_{RR}=0.25A$	$I_F = 10 A$ $di_F/dt = 200 A/\mu s$ $V_R = 200 V$
		160ns(Typ.) 250ns(Typ.)	$T_J=25^\circ\text{C}$ $T_J=125^\circ\text{C}$	
Peak recovery current	I_{RRM}	6.5A(Typ.) 10A(Typ.)	$T_J=25^\circ\text{C}$ $T_J=125^\circ\text{C}$	
Reverse recovery charge	Q_{rr}	565nC(Typ.) 1250nC(Typ.)	$T_J=25^\circ\text{C}$ $T_J=125^\circ\text{C}$	

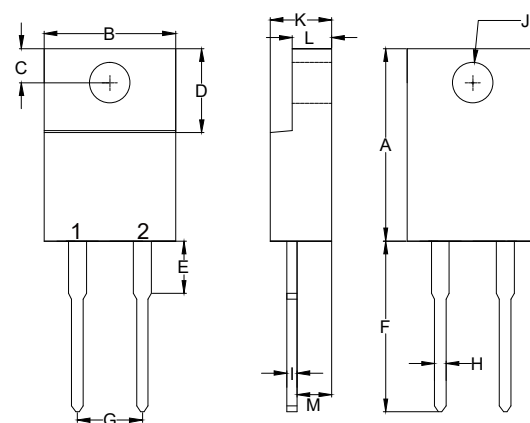
Note :1. High Temperature Solder Exemption Applied, See EU Directive Annex 7a.

Internal Structure



10 Amp FRED Rectifiers 600 Volts

ITO-220AC



DIMENSIONS

DIM	INCHES		MM		NOTE
	MIN	MAX	MIN	MAX	
A	0.567	0.606	14.40	15.40	
B	-----	0.406	-----	10.30	
C	0.100	0.112	2.55	2.85	
D	0.248	0.272	6.30	6.90	
E	-----	0.161	-----	4.10	
F	0.500	0.543	12.70	13.80	
G	0.200		5.10		
H	-----	0.035	-----	0.90	
I	-----	0.032	-----	0.80	
J	0.102	0.134	2.60	3.40	Φ
K	-----	0.189	-----	4.80	
L	-----	0.123	-----	3.10	
M	0.098	0.114	2.50	2.90	

Curve Characteristics

Fig. 1 - Forward Current Derating Curve

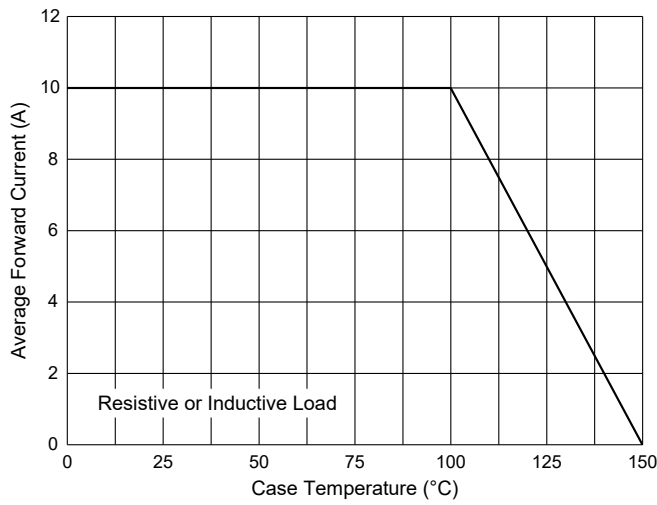


Fig. 2 - Maximum Non-Repetitive Peak Forward Surge Current

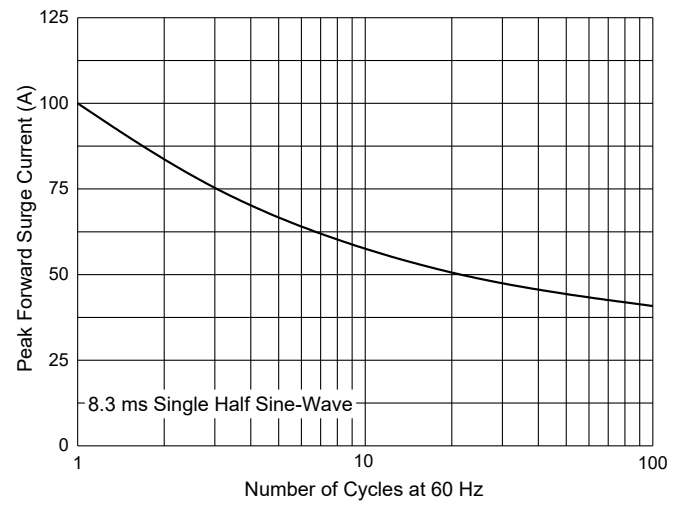


Fig. 3 - Typical Instantaneous Forward Characteristics

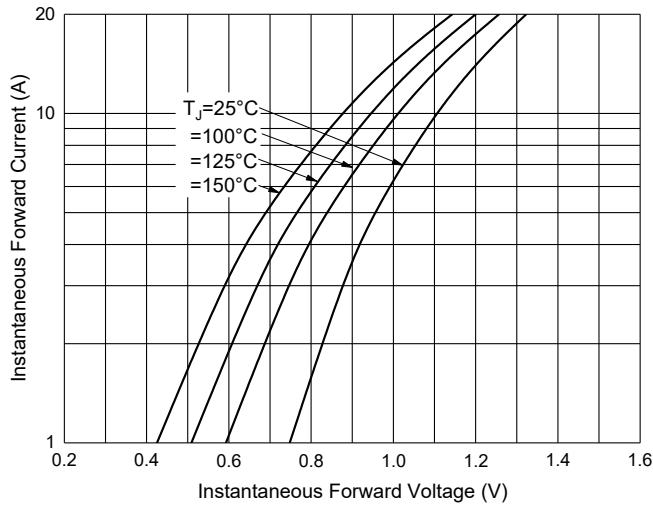
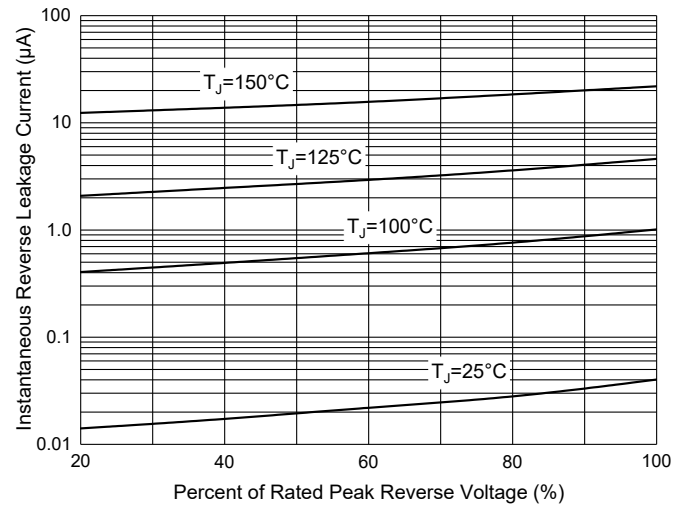


Fig. 4 - Typical Reverse Leakage Characteristics



Ordering Information

Device	Packing
Part Number-BP	Bulk:50pcs/Tube,1Kpcs/Box,5Kpcs/Carton

Note : Adding "-HF" Suffix For Halogen Free, eg. Part Number-BP-HF

IMPORTANT NOTICE

Micro Commercial Components Corp. reserves the right to make changes without further notice to any product herein to make corrections, modifications , enhancements , improvements , or other changes . **Micro Commercial Components Corp** . does not assume any liability arising out of the application or use of any product described herein; neither does it convey any license under its patent rights ,nor the rights of others . The user of products in such applications shall assume all risks of such use and will agree to hold **Micro Commercial Components Corp** . and all the companies whose products are represented on our website, harmless against all damages. **Micro Commercial Components Corp.** products are sold subject to the general terms and conditions of commercial sale, as published at <https://www.mccsemi.com/Home/TermsAndConditions>.

LIFE SUPPORT

MCC's products are not authorized for use as critical components in life support devices or systems without the express written approval of Micro Commercial Components Corporation.

CUSTOMER AWARENESS

Counterfeiting of semiconductor parts is a growing problem in the industry. Micro Commercial Components (MCC) is taking strong measures to protect ourselves and our customers from the proliferation of counterfeit parts. MCC strongly encourages customers to purchase MCC parts either directly from MCC or from Authorized MCC Distributors who are listed by country on our web page cited below. Products customers buy either from MCC directly or from Authorized MCC Distributors are genuine parts, have full traceability, meet MCC's quality standards for handling and storage. **MCC will not provide any warranty coverage or other assistance for parts bought from Unauthorized Sources.** MCC is committed to combat this global problem and encourage our customers to do their part in stopping this practice by buying direct or from authorized distributors.