© – TE Connectivity. All Rights Reserved.

REVISIONS					
P	LTR	DESCRIPTION	DATE	DWN	APVD
	E6	REVISED PER ECR-21-123503	07JUL2022	RK	JB

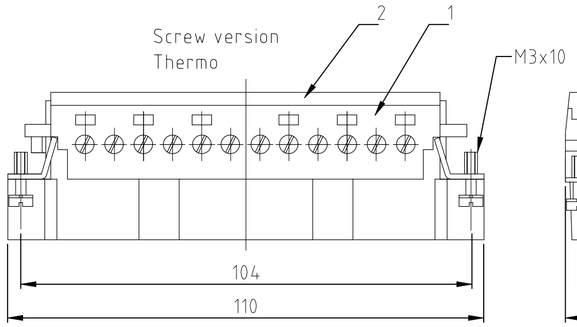

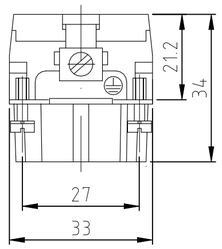

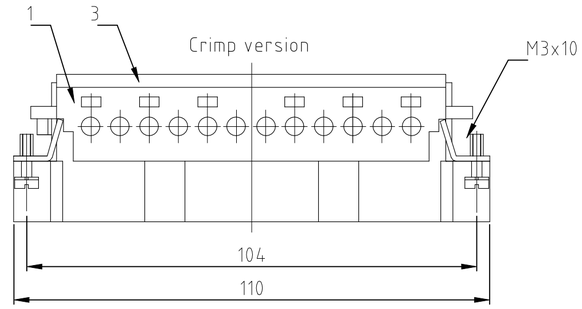

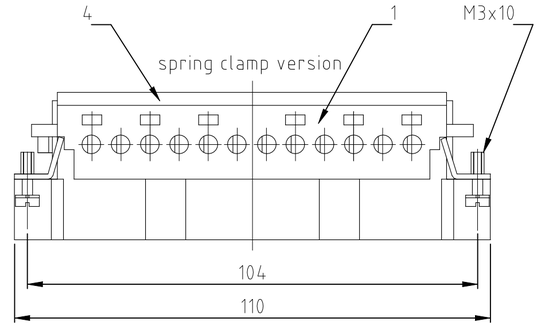

Assembly directions

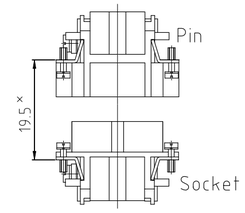

× Distance for a safe contact max: 21 mm

Contact arrangement view from termination side

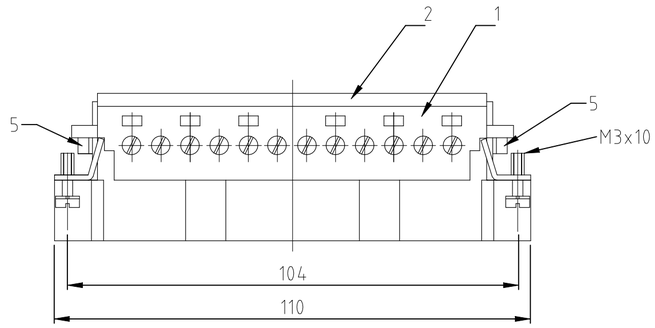

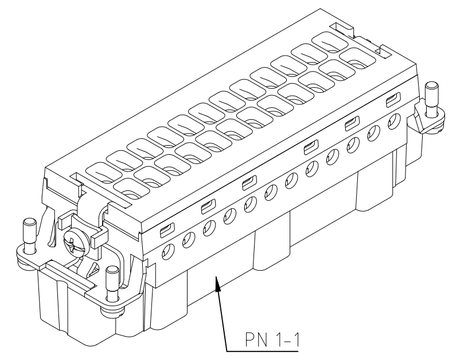

Printing 1-24 Thermo

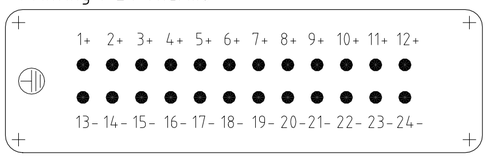

Printing 1-24 Screw

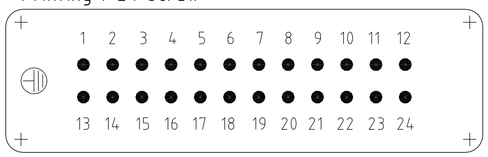

Panel cut-out for contact insert when used without housing

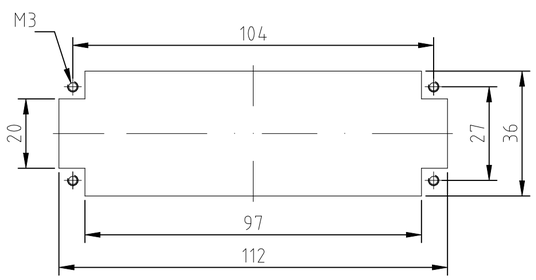

Printing 25-48 Screw

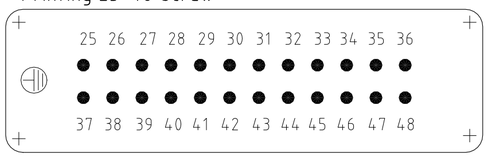

Printing 12+6+6 Screw/Thermo

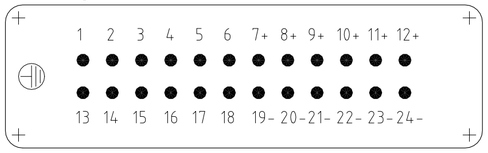

NOTES:

1. SUITABLE CRIMP CONTACTS: SERIES HE/HA
   OUTER DIMENSIONS OF INSULATION: MAX. Ø3,2 MM
2. SUITABLE HOOD SIZE 8; 12: SERIES HB; HD; HIP; EMV
   SUITABLE INSERTION AND EXTRACTION TOOL:
   SCREWDRIVER 0,5x3 DIN 5264
3. Strip lenght: Screw conection 10mm
   Spring clamp conection 10mm Crimp conection 7.5mm
4. STANDARDS:
   DIN EN 61984; DIN EN 60664-1
5. PACKAGING:
   5 SETS IN A CARTON, PRE-MOUNTED
6. SPECIAL PACKAGING: Krauss-Maffei
   PACKAGING UNIT: 220 PIECES

1-2	0-1	9-3	1-8	9-5	9-4	7-9	7-1	2-9	2-3	1-9	1-7	1-1	DESCRIPTION	MATERIAL	COLOR / FARBE	ITEM NO. POS.	NOTES
OBSOLETE	OBSOLETE	OBSOLETE			OBSOLETE	SUPERSEDED BY T2040483101-000	SUPERSEDED BY T2040243101-000			OBSOLETE	OBSOLETE						
2													cylinder screw	steel	blue	5	M4x6
		1				1	1						cover spring clamp version		light grey	4	
								1	1				cover crimp version		light grey	3	
1	1		1	1	1					1	1	1	cover screw version		light grey	2	
1	1	1	1	1	1	1	1	1	1	1	1	1	pin insert		light grey	1	
HE.24.SH.S.B1-24+2ES	HE.24.SH.S.B1-24.KM	HE.24.SH.SC.AU.B1-24	HE.24.SH.S.B.T 12+6+6	HE.24.SH.S.AU.B1-24	HE.24.SH.S.AU.B25-48	HE.24.SH.SC.B25-48	HE.24.SH.SC.B1-24	HE.24.SH.C.B25-48	HE.24.SH.C.B1-24	HE.24.SH.S.B25-48	HE.24.SH.S.T.B1-24	HE.24.SH.S.B1-24					

THIS DRAWING IS A CONTROLLED DOCUMENT.

DIMENSIONS: mm

TOLERANCES UNLESS OTHERWISE SPECIFIED:
GENERAL TOLERANCES:
n. ISO 2768 - m
n. ISO 2768 - mK-E
n. DIN 16901 - T4.0

0 PLC	± –
1 PLC	± –
2 PLC	± –
3 PLC	± –
4 PLC	± –
ANGLES	± –

MATERIAL –

FINISH –

DWN	Schneider	08.02.2000
CHK	Schweiger	08.02.2000
APVD	—	–
PRODUCT SPEC	—	
APPLICATION SPEC	—	
WEIGHT	—	

TE Connectivity

NAME
Male insert
HE.24.STI.S/C
–

SIZE	CAGE CODE	DRAWING NO	RESTRICTED TO
A2	00779	C-1103640	—

CUSTOMER DRAWING

SCALE	SHEET	REV
1:1	1 OF 1	E6

1103640

1471-9 (1/15)