

Thru-beam sensor

VS18/VSE18-M-LAS/40a/76a/118/128



- M18 threaded housing made of brass, nickel plated
- Detection of very small parts in the near range
- Visible red light, pulsed LASER light
- Focusable optical system
- Array control panel with highly visible LED display
- Flashing power on LED in case of short-circuit

Thru-beam sensor, M18 threaded housing design, nickel-coated brass housing, 60 m detection range, laser light, sensitivity adjuster, light/dark on, DC version, push-pull output, M12 plug



Safety Information

Laser Class 1 Information

The irradiation can lead to irritation especially in a dark environment. Do not point at people!

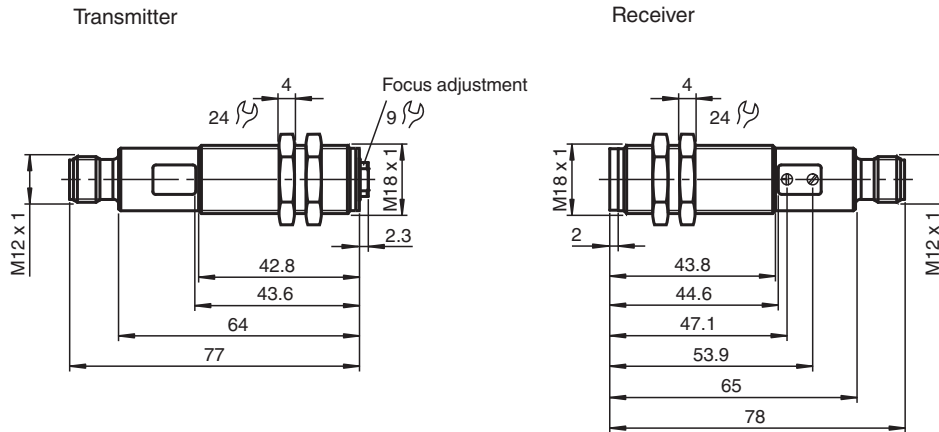
Maintenance and repairs should only be carried out by authorized service personnel!

Attach the device so that the warning is clearly visible and readable.

The warning accompanies the device and should be attached in immediate proximity to the device.

Caution – Use of controls or adjustments or performance of procedures other than those specified herein may result in hazardous radiation exposure.

Dimensions



Technical Data

System components

Emitter	VS18-M-LAS/76a/118
Receiver	VSE18-M-LAS/40a/118/128

General specifications

Effective detection range	0 ... 60 m
Threshold detection range	85 m
Light source	laser diode
Light type	modulated visible red light
Laser nominal ratings	
Note	LASER LIGHT , DO NOT STARE INTO BEAM
Laser class	1
Wave length	655 nm
Beam divergence	11.7 mrad
Pulse length	2 µs
Repetition rate	50 kHz
max. pulse energy	2.55 nJ
Diameter of the light spot	100 mm x 100 mm at a distance of 85 m
Angle of divergence	adjustable focal point
Optical face	frontal
Ambient light limit	30000 Lux
Hysteresis	H < 15 %

Functional safety related parameters

Release date: 2020-10-28 Date of issue: 2020-10-28 Filename: 800201_eng.pdf

Refer to "General Notes Relating to Pepperl+Fuchs Product Information".

 Pepperl+Fuchs Group
 www.pepperl-fuchs.com

 USA: +1 330 486 0001
 fa-info@us.pepperl-fuchs.com

 Germany: +49 621 776 1111
 fa-info@de.pepperl-fuchs.com

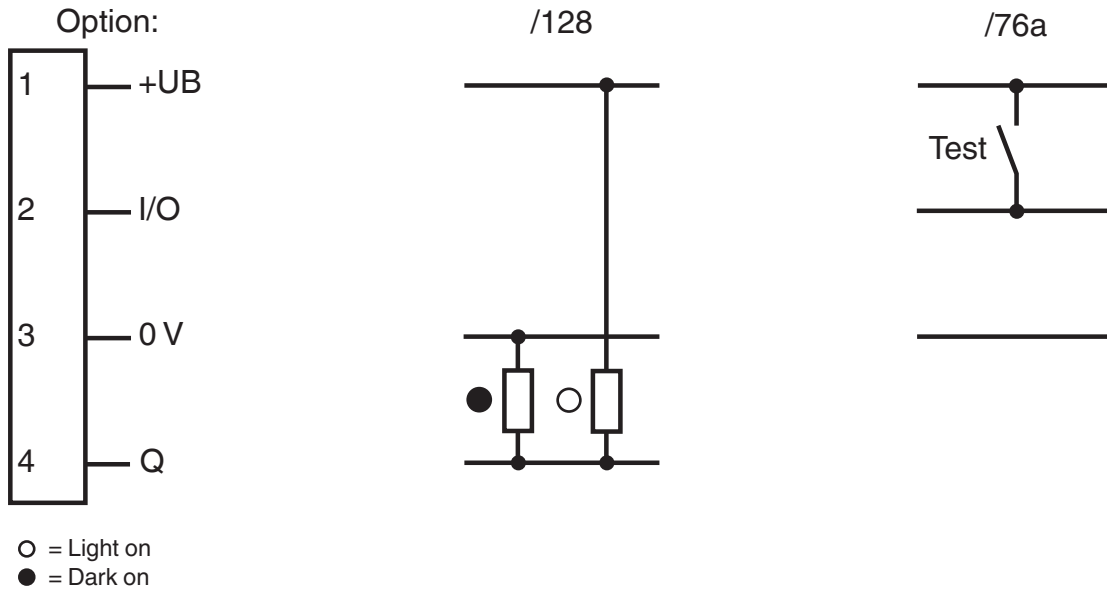
 Singapore: +65 6779 9091
 fa-info@sg.pepperl-fuchs.com

Technical Data

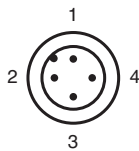
MTTF _d		520 a
Mission Time (T _M)		20 a
Diagnostic Coverage (DC)		90 %
Indicators/operating means		
Operation indicator		LED green, flashes in case of short-circuit
Function indicator		LED yellow, light with free light beam , flashes when falling short of the stability control , OFF when light beam is interrupted (in receiver)
Control elements		Sensitivity adjuster, light/dark switch (receiver)
Electrical specifications		
Operating voltage	U _B	10 ... 30 V DC , class 2
No-load supply current	I ₀	Emitter: 20 mA , Receiver: 15 mA
Protection class		II , rated voltage ≤ 50 V AC with pollution degree 1-2 according to IEC 60664-1
Input		
Test input		emitter deactivation at +U _B
Output		
Switching type		light/dark on, switchable
Signal output		Push-pull (4 in 1) output short-circuit protected overvoltage protected
Switching voltage		30 V DC
Switching current		max. 200 mA
Voltage drop	U _d	≤ 2.5 V DC
Switching frequency	f	5000 Hz
Response time		100 μs
Conformity		
Product standard		EN 60947-5-2
Compliance with standards and directives		
Standard conformity		
Laser class		IEC 60825-1:2007 Complies with 21 CFR 1040.10 and 1040.11 except for deviations pursuant to Laser Notice No. 50, dated June 24, 2007
Approvals and certificates		
UL approval		cULus Listed, Type 1 enclosure
CCC approval		CCC approval / marking not required for products rated ≤36 V
Ambient conditions		
Ambient temperature		-25 ... 55 °C (-13 ... 131 °F)
Storage temperature		-30 ... 70 °C (-22 ... 158 °F)
Shock resistance		b < 30 g, T < 11 ms
Mechanical specifications		
Degree of protection		IP67
Connection		4-pin, M12 x 1 connector
Material		
Housing		brass, nickel-plated
Optical face		plastic
Mass		60 g (device)

Release date: 2020-10-28 Date of issue: 2020-10-28 Filename: 800201_eng.pdf

Connection Assignment



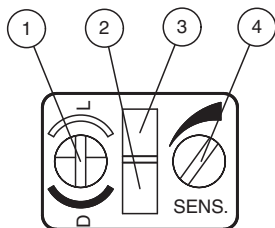
Connection Assignment



Wire colors in accordance with EN 60947-5-2

1	BN	(brown)
2	WH	(white)
3	BU	(blue)
4	BK	(black)

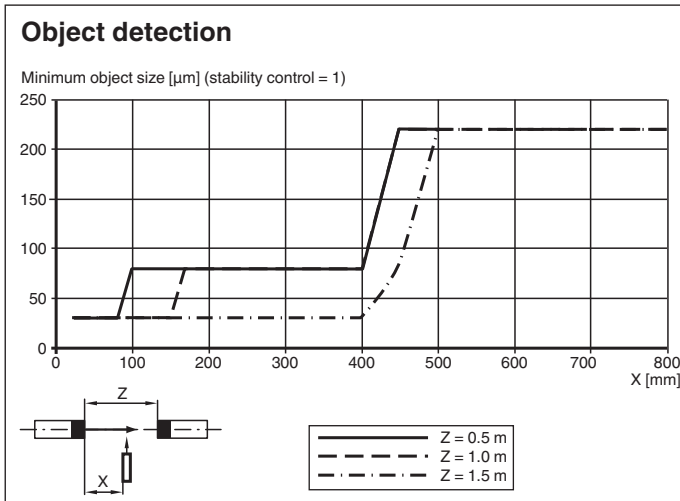
Assembly



1	Light/dark switch
2	Operating display green
3	Switch state yellow
4	Sensitivity adjustment

Release date: 2020-10-28 Date of issue: 2020-10-28 Filename: 800201_eng.pdf

Refer to "General Notes Relating to Pepperl+Fuchs Product Information".



Accessories

	OMH-VL18	Mounting Bracket with swivel nut
	BF 18	Mounting flange, 18 mm
	BF 18-F	Plastic mounting adapter, 18 mm
	BF 5-30	Universal mounting bracket for cylindrical sensors with a diameter of 5 ... 30 mm
	V1-G-2M-PUR	Female cordset single-ended M12 straight A-coded, 4-pin, PUR cable grey
	V1-W-2M-PUR	Female cordset single-ended M12 angled A-coded, 4-pin, PUR cable grey

Release date: 2020-10-28 Date of issue: 2020-10-28 Filename: 800201_eng.pdf

Refer to "General Notes Relating to Pepperl+Fuchs Product Information".

Pepperl+Fuchs Group
www.pepperl-fuchs.com

USA: +1 330 486 0001
fa-info@us.pepperl-fuchs.com

Germany: +49 621 776 1111
fa-info@de.pepperl-fuchs.com

Singapore: +65 6779 9091
fa-info@sg.pepperl-fuchs.com

PEPPERL+FUCHS

Adjustment**Small object detection**

The focal point of the emitter can be adjusted. Very small objects are best detected at the focal point (place of smallest spot size). Whether a small object can be detected or not depends on the emitter/receiver as well as on the emitter/object distance. Please see the corresponding curves enclosed.

For long distance application, you have to avoid a short focal plane setting. The maximum light spot diameter at the receivers location must not exceed 100 mm for reliable detection with 2-fold function reserve.