

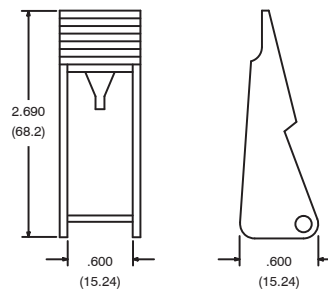
# Accessories

## RLY9012

For use with the following sockets:

- R95-130
- R95-131

## Hold Down/Ejector



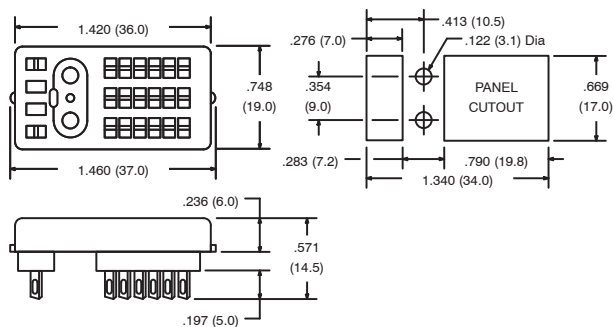
## RLY9134

### Features


- Panel Board Mount
- Solder Terminals

### Electrical Rating:

300 Volts, 10 Amps



## 22-Pin Blade Socket



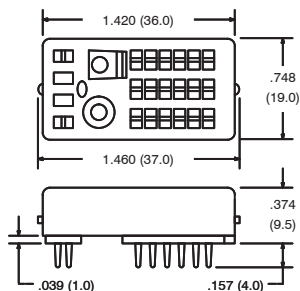
## RLY9135

### Features

- PC Board Mount
- Solder Terminals

### Electrical Rating:

300 Volts, 10 Amps



## 22-Pin Blade Socket

