


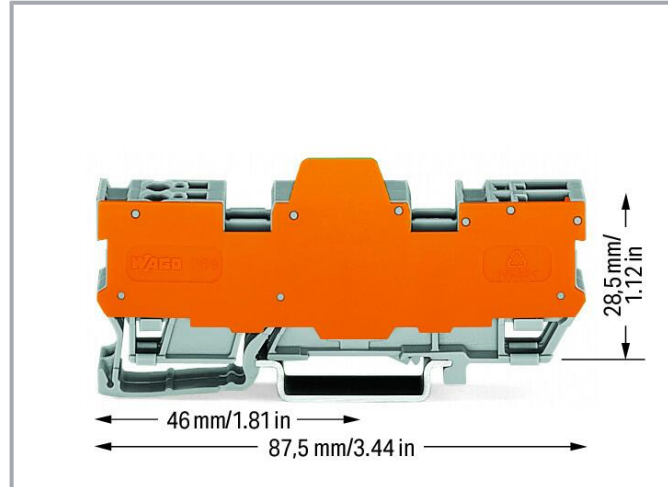
## Data sheet | Item number: 769-182/769-314

1-conductor/1-pin terminal block for pluggable modules; 4-pole; with 2 jumper positions; with orange separator plate; for DIN-rail 35 x 15 and 35 x 7.5; 4 mm<sup>2</sup>; CAGE CLAMP®; 4,00 mm<sup>2</sup>; gray

[www.wago.com/769-182/769-314](http://www.wago.com/769-182/769-314)



Color:



## Data Notes

Safety information

2-conductor female plugs cannot be used.

## Electrical data

### Ratings per IEC/EN

|                               |                                                           |
|-------------------------------|-----------------------------------------------------------|
| Nominal voltage (III/3)       | 400 V                                                     |
| Rated impulse voltage (III/3) | 6 kV                                                      |
| Rated current                 | 16 A                                                      |
| Legend (ratings)              | (III / 3) ≙ Overvoltage category III / Pollution degree 3 |

### Power loss

|                                                              |         |
|--------------------------------------------------------------|---------|
| Power loss, per pole (potential)                             | 0.256 W |
| Rated current $I_N$ for specified power loss                 | 16 A    |
| Resistance value for specified, current-dependent power loss | 0.001 Ω |

Subject to changes. Please also observe the further product documentation!

WAGO GmbH & Co. KG  
Hansastr. 27  
32423 Minden  
Phone: +49571 887-0 | Fax: +49571 887-169  
Email: [info.de@wago.com](mailto:info.de@wago.com) | Web: [www.wago.com](http://www.wago.com)

Do you have any questions about our products?  
We are always happy to take your call at +49 (571) 887-44222.



## Connection data

|                            |   |
|----------------------------|---|
| Connection points          | 2 |
| Total number of potentials | 4 |
| Number of levels           | 1 |

## Connection 1

|                                 |                                            |
|---------------------------------|--------------------------------------------|
| Connection technology           | CAGE CLAMP®                                |
| Number of connection points     | 2                                          |
| Actuation type                  | Operating tool                             |
| Connectable conductor materials | Copper                                     |
| Nominal cross-section           | 4 mm <sup>2</sup> / 12 AWG                 |
| Solid conductor                 | 0.08 ... 4 mm <sup>2</sup> / 28 ... 12 AWG |
| Fine-stranded conductor         | 0.08 ... 4 mm <sup>2</sup> / 28 ... 12 AWG |
| Strip length                    | 8 ... 9 mm / 0.31 ... 0.35 inches          |
| Pole number                     | 4                                          |
| Wiring direction                | Front-entry wiring                         |

## Connection 2

|                               |   |
|-------------------------------|---|
| Number of connection points 2 | 2 |
|-------------------------------|---|

## Physical data

|                                   |                        |
|-----------------------------------|------------------------|
| Width                             | 11.1 mm / 0.437 inches |
| Height                            | 87.5 mm / 3.445 inches |
| Depth from upper-edge of DIN-rail | 28.5 mm / 1.122 inches |

## Mechanical Data

|               |                 |
|---------------|-----------------|
| Design        | horizontal type |
| Mounting type | DIN-35 rail     |
| Marking level | Center marking  |

## Material Data

|                      |                                                                          |
|----------------------|--------------------------------------------------------------------------|
| Note (material data) | <a href="#">Information on material specifications can be found here</a> |
| Color                | gray                                                                     |

Subject to changes. Please also observe the further product documentation!



|                             |                  |
|-----------------------------|------------------|
| Material group              | I                |
| Insulation material         | Polyamide (PA66) |
| Flammability class per UL94 | V0               |
| Fire load                   | 0.404 MJ         |
| Weight                      | 18.9 g           |

### Environmental requirements

|                                  |                 |
|----------------------------------|-----------------|
| Processing temperature           | -35 ... +85 °C  |
| Continuous operating temperature | -60 ... +105 °C |

### Commercial data



|                       |                   |
|-----------------------|-------------------|
| Product Group         | 18 (X-COM-System) |
| eCl@ss 10.0           | 27-14-11-20       |
| eCl@ss 9.0            | 27-14-11-20       |
| ETIM 8.0              | EC000897          |
| ETIM 7.0              | EC000897          |
| PU (SPU)              | 10 pcs            |
| Packaging type        | box               |
| Country of origin     | DE                |
| GTIN                  | 4044918934848     |
| Customs tariff number | 85366990990       |

### Environmental Product Compliance

|                        |                         |
|------------------------|-------------------------|
| RoHS Compliance Status | Compliant, No Exemption |
|------------------------|-------------------------|

### Approvals / Certificates



#### General approvals

| Logo                                                                               | Approval                        | Additional Approval Text | Certificate name |
|------------------------------------------------------------------------------------|---------------------------------|--------------------------|------------------|
|  | CCA<br>DEKRA Certification B.V. | EN 60947                 | NTR NL-7626      |
|  | CSA<br>DEKRA Certification B.V. | C22.2 No. 158            | 1101144          |
|                                                                                    | KEMA/KEUR                       | EN 60947                 | 2190419.01       |



Subject to changes. Please also observe the further product documentation!

DEKRA Certification B.V.





|                                                                                  |                                      |         |         |
|----------------------------------------------------------------------------------|--------------------------------------|---------|---------|
|  | UL<br>Underwriters Laboratories Inc. | UL 1977 | E 45171 |
|  | UR<br>Underwriters Laboratories Inc. | UL 1059 | E45172  |

Declarations of conformity and manufacturer's declarations

| Logo                                                                              | Approval                                           | Additional Approval Text | Certificate name |
|-----------------------------------------------------------------------------------|----------------------------------------------------|--------------------------|------------------|
|   | EU-Declaration of Conformity<br>WAGO GmbH & Co. KG | -                        | -                |
|  | UK-Declaration of Conformity<br>WAGO GmbH & Co. KG | -                        | -                |

Approvals for marine applications

| Logo                                                                               | Approval                                         | Additional Approval Text | Certificate name         |
|------------------------------------------------------------------------------------|--------------------------------------------------|--------------------------|--------------------------|
|  | ABS<br>American Bureau of Shipping               | EN 60947                 | 20-<br>HG1941090-<br>PDA |
|  | DNV GL<br>Det Norske Veritas, Germanischer Lloyd | -                        | TAE00001V2               |

Required accessories

End plate

End plate

|                                                                                    |                                                                     |                                                                |
|------------------------------------------------------------------------------------|---------------------------------------------------------------------|----------------------------------------------------------------|
|  | Item no.: 769-311<br>End and intermediate plate; 1.1 mm thick; gray | <a href="http://www.wago.com/769-311">www.wago.com/769-311</a> |
|------------------------------------------------------------------------------------|---------------------------------------------------------------------|----------------------------------------------------------------|

Subject to changes. Please also observe the further product documentation!



Item no.: 769-312

End and intermediate plate; 1.1 mm thick; orange

[www.wago.com/769-312](http://www.wago.com/769-312)

## Optional accessories

### Carrier rail

#### Mounting accessories



Item no.: 210-197

Steel carrier rail; 35 x 15 mm; 1.5 mm thick; 2 m long; slotted; similar to EN 60715; silver-colored

[www.wago.com/210-197](http://www.wago.com/210-197)

Item no.: 210-198

Copper carrier rail; 35 x 15 mm; 2.3 mm thick; 2 m long; unslotted; according to EN 60715; copper-colored

[www.wago.com/210-198](http://www.wago.com/210-198)


Item no.: 210-504

Steel carrier rail; 35 x 7.5 mm; 1 mm thick; 2 m long; slotted; galvanized; according to EN 60715; silver-colored

[www.wago.com/210-504](http://www.wago.com/210-504)

Item no.: 210-505

Steel carrier rail; 35 x 7.5 mm; 1 mm thick; 2 m long; unslotted; galvanized; according to EN 60715; silver-colored

[www.wago.com/210-505](http://www.wago.com/210-505)

Item no.: 210-506

Steel carrier rail; 35 x 15 mm; 1.5 mm thick; 2 m long; unslotted; galvanized; similar to EN 60715; silver-colored

[www.wago.com/210-506](http://www.wago.com/210-506)

Item no.: 210-508

Steel carrier rail; 35 x 15 mm; 1.5 mm thick; 2 m long; slotted; galvanized; similar to EN 60715; silver-colored

[www.wago.com/210-508](http://www.wago.com/210-508)

Item no.: 210-113

Steel carrier rail; 35 x 7.5 mm; 1 mm thick; 2 m long; unslotted; according to EN 60715; silver-colored

[www.wago.com/210-113](http://www.wago.com/210-113)

Item no.: 210-118

Steel carrier rail; 35 x 15 mm; 2.3 mm thick; 2 m long; unslotted; according to EN 60715; silver-colored

[www.wago.com/210-118](http://www.wago.com/210-118)

Item no.: 210-112

Steel carrier rail; 35 x 7.5 mm; 1 mm thick; 2 m long; slotted; according to EN 60715; "Hole width 25 mm; silver-colored

[www.wago.com/210-112](http://www.wago.com/210-112)


Item no.: 210-114

Steel carrier rail; 35 x 15 mm; 1.5 mm thick; 2 m long; unslotted; similar to EN 60715; silver-colored

[www.wago.com/210-114](http://www.wago.com/210-114)

Item no.: 210-115

Steel carrier rail; 35 x 7.5 mm; 1 mm thick; 2 m long; slotted; according to EN 60715; "Hole width 18 mm; silver-colored

[www.wago.com/210-115](http://www.wago.com/210-115)

Item no.: 210-196

Aluminum carrier rail; 35 x 8.2 mm; 1.6 mm thick; 2 m long; unslotted; similar to EN 60715; silver-colored

[www.wago.com/210-196](http://www.wago.com/210-196)

### Plugs

#### Component module with a fuse



Item no.: 286-890

Subject to changes. Please also observe the further product documentation!

WAGO GmbH &amp; Co. KG

Hansastr. 27














32423 Minden

Phone: +49571 887-0 | Fax: +49571 887-169
















Email: [info.de@wago.com](mailto:info.de@wago.com) | Web: [www.wago.com](http://www.wago.com)

Do you have any questions about our products?













We are always happy to take your call at +49 (571) 887-44222.

|                                                                                   |                                                                                                                                                                                                                                              |                                                                                |
|-----------------------------------------------------------------------------------|----------------------------------------------------------------------------------------------------------------------------------------------------------------------------------------------------------------------------------------------|--------------------------------------------------------------------------------|
|                                                                                   | Component module with fuse; for (5 x 20) mm microfuse; Nominal voltage: 24 VAC/DC; gray                                                                                                                                                      | <a href="http://www.wago.com/286-890">www.wago.com/286-890</a>                 |
|    | <b>Item no.: 286-891</b><br>Component module with fuse; for (5 x 20) mm microfuse; Nominal voltage: 230 VAC/DC; gray                                                                                                                         | <a href="http://www.wago.com/286-891">www.wago.com/286-891</a>                 |
|                                                                                   | Component module with LED                                                                                                                                                                                                                    |                                                                                |
|    | <b>Item no.: 286-822</b><br>Component module with LED; Red LED; with common cathode                                                                                                                                                          | <a href="http://www.wago.com/286-822">www.wago.com/286-822</a>                 |
|                                                                                   | Solid-state relay module                                                                                                                                                                                                                     |                                                                                |
|    | <b>Item no.: 286-794</b><br>Optocoupler module; Nominal input voltage: 24 VDC; Red status indicator; gray                                                                                                                                    | <a href="http://www.wago.com/286-794">www.wago.com/286-794</a>                 |
|    | <b>Item no.: 286-791</b><br>Optocoupler module; Nominal input voltage: 24 VDC; Output voltage range: 20 ... 60 VDC; Limiting continuous current: 0.1 A; 2-wire connection; Frequency: 3 kHz; Red status indicator; Module width: 10 mm; gray | <a href="http://www.wago.com/286-791">www.wago.com/286-791</a>                 |
|                                                                                   | AND gate module                                                                                                                                                                                                                              |                                                                                |
|    | <b>Item no.: 286-826</b><br>AND gate module with 6 inputs; light gray                                                                                                                                                                        | <a href="http://www.wago.com/286-826">www.wago.com/286-826</a>                 |
|                                                                                   | Relay module                                                                                                                                                                                                                                 |                                                                                |
|    | <b>Item no.: 286-336/001-000</b><br>Relay module; Nominal input voltage: 24 VDC; 2 break and 2 make contacts; Red status indicator; Module width: 25 mm; gray                                                                                | <a href="http://www.wago.com/286-336/001-000">www.wago.com/286-336/001-000</a> |
|  | <b>Item no.: 286-352/004-000</b><br>Relay module; Nominal input voltage: 24 VDC; 4 make contacts; Limiting continuous current: 5 A; Railway; Red status indicator; Module width: 25 mm; gray                                                 | <a href="http://www.wago.com/286-352/004-000">www.wago.com/286-352/004-000</a> |
|  | <b>Item no.: 286-344/004-000</b><br>Relay module; Nominal input voltage: 24 VDC; 3 break contacts and 1 make contact; Railway; Red status indicator; Module width: 25 mm; gray                                                               | <a href="http://www.wago.com/286-344/004-000">www.wago.com/286-344/004-000</a> |
|  | <b>Item no.: 286-364/004-000</b><br>Relay module; Nominal input voltage: 24 VDC; 1 make contact; Limiting continuous current: 3 A; Railway; Red status indicator; Module width: 10 mm; gray                                                  | <a href="http://www.wago.com/286-364/004-000">www.wago.com/286-364/004-000</a> |
|  | <b>Item no.: 286-368/004-000</b><br>Relay module; Nominal input voltage: 24 VDC; 1 break contact; Limiting continuous current: 3 A; Railway; Red status indicator; Module width: 10 mm; gray                                                 | <a href="http://www.wago.com/286-368/004-000">www.wago.com/286-368/004-000</a> |
|  | <b>Item no.: 286-364</b><br>Relay module; Nominal input voltage: 24 VDC; 1 make contact; Limiting continuous current: 5 A; Red status indicator; Module width: 10 mm; gray                                                                   | <a href="http://www.wago.com/286-364">www.wago.com/286-364</a>                 |
|  | <b>Item no.: 286-368</b><br>Relay module; Nominal input voltage: 24 VDC; 1 break contact; Limiting continuous current: 5 A; Red status indicator; Module width: 10 mm; gray                                                                  | <a href="http://www.wago.com/286-368">www.wago.com/286-368</a>                 |
|                                                                                   | Component module with diode                                                                                                                                                                                                                  |                                                                                |
|  | <b>Item no.: 286-809</b><br>Component module with diode; with 9 pcs; Diode 1N4007; with common anode; gray                                                                                                                                   | <a href="http://www.wago.com/286-809">www.wago.com/286-809</a>                 |

Subject to changes. Please also observe the further product documentation!

|                                                                                    |                                                                                                                                          |                                                                |
|------------------------------------------------------------------------------------|------------------------------------------------------------------------------------------------------------------------------------------|----------------------------------------------------------------|
| S0 interface power supply unit                                                     |                                                                                                                                          |                                                                |
|     | <b>Item no.: 286-742</b><br>S0 interface power supply; Input voltage: 230 VAC; S0 interface                                              | <a href="http://www.wago.com/286-742">www.wago.com/286-742</a> |
| Empty component plug housing                                                       |                                                                                                                                          |                                                                |
|   | <b>Item no.: 280-804</b><br>Empty component plug housing; 10 mm wide; Type 3; 4-pole; gray                                               | <a href="http://www.wago.com/280-804">www.wago.com/280-804</a> |
|     | <b>Item no.: 286-113</b><br>Empty component plug housing; Type 12; 25 mm wide; 10-pole; gray                                             | <a href="http://www.wago.com/286-113">www.wago.com/286-113</a> |
|     | <b>Item no.: 286-110</b><br>Empty component plug housing; Type 9; 10 mm wide; 4-pole; gray                                               | <a href="http://www.wago.com/286-110">www.wago.com/286-110</a> |
|     | <b>Item no.: 786-103</b><br>Empty component plug housing; Type 16; 25 mm wide; 10-pole; gray                                             | <a href="http://www.wago.com/786-103">www.wago.com/786-103</a> |
| Current flow monitoring module                                                     |                                                                                                                                          |                                                                |
|     | <b>Item no.: 286-664</b><br>Current flow monitoring module; AC currents; Monitoring range: 0.2 A – 3 A; 1 changeover contact; light gray | <a href="http://www.wago.com/286-664">www.wago.com/286-664</a> |
|     | <b>Item no.: 286-665</b><br>Current flow monitoring module; AC currents; Monitoring range: 1 A – 10 A; 1 changeover contact; light gray  | <a href="http://www.wago.com/286-665">www.wago.com/286-665</a> |
| Protective warning marker                                                          |                                                                                                                                          |                                                                |
| Cover                                                                              |                                                                                                                                          |                                                                |
|  | <b>Item no.: 280-415</b><br>Protective warning marker; for 5 terminal blocks; with high-voltage symbol, black; yellow                    | <a href="http://www.wago.com/280-415">www.wago.com/280-415</a> |
| Ferrule                                                                            |                                                                                                                                          |                                                                |
| Ferrule                                                                            |                                                                                                                                          |                                                                |
|   | <b>Item no.: 216-101</b><br>Ferrule; Sleeve for 0.5 mm <sup>2</sup> / AWG 22; uninsulated; electro-tin plated; silver-colored            | <a href="http://www.wago.com/216-101">www.wago.com/216-101</a> |
|   | <b>Item no.: 216-104</b><br>Ferrule; Sleeve for 1.5 mm <sup>2</sup> / AWG 16; uninsulated; electro-tin plated; silver-colored            | <a href="http://www.wago.com/216-104">www.wago.com/216-104</a> |
|   | <b>Item no.: 216-102</b><br>Ferrule; Sleeve for 0.75 mm <sup>2</sup> / AWG 20; uninsulated; electro-tin plated; silver-colored           | <a href="http://www.wago.com/216-102">www.wago.com/216-102</a> |
|   | <b>Item no.: 216-103</b><br>Ferrule; Sleeve for 1 mm <sup>2</sup> / AWG 18; uninsulated; electro-tin plated                              | <a href="http://www.wago.com/216-103">www.wago.com/216-103</a> |
|   | <b>Item no.: 216-203</b><br>Ferrule; Sleeve for 1 mm <sup>2</sup> / AWG 18; insulated; electro-tin plated; red                           | <a href="http://www.wago.com/216-203">www.wago.com/216-203</a> |
|   | <b>Item no.: 216-206</b><br>Ferrule; Sleeve for 2.5 mm <sup>2</sup> / AWG 14; insulated; electro-tin plated; blue                        | <a href="http://www.wago.com/216-206">www.wago.com/216-206</a> |
|   | <b>Item no.: 216-202</b><br>Ferrule; Sleeve for 0.75 mm <sup>2</sup> / 18 AWG; insulated; electro-tin plated; gray                       | <a href="http://www.wago.com/216-202">www.wago.com/216-202</a> |

Subject to changes. Please also observe the further product documentation!

|                                                                                    |                                                                                                                                  |                                                                |
|------------------------------------------------------------------------------------|----------------------------------------------------------------------------------------------------------------------------------|----------------------------------------------------------------|
|     | <b>Item no.: 216-204</b><br>Ferrule; Sleeve for 1.5 mm <sup>2</sup> / AWG 16; insulated; electro-tin plated; black               | <a href="http://www.wago.com/216-204">www.wago.com/216-204</a> |
|     | <b>Item no.: 216-201</b><br>Ferrule; Sleeve for 0.5 mm <sup>2</sup> / 20 AWG; insulated; electro-tin plated; white               | <a href="http://www.wago.com/216-201">www.wago.com/216-201</a> |
|     | <b>Item no.: 216-301</b><br>Ferrule; Sleeve for 0.25 mm <sup>2</sup> / AWG 24; insulated; electro-tin plated; yellow             | <a href="http://www.wago.com/216-301">www.wago.com/216-301</a> |
|     | <b>Item no.: 216-302</b><br>Ferrule; Sleeve for 0.34 mm <sup>2</sup> / 22 AWG; insulated; electro-tin plated; light turquoise    | <a href="http://www.wago.com/216-302">www.wago.com/216-302</a> |
| <b>Mounting</b>                                                                    |                                                                                                                                  |                                                                |
| Mounting accessories                                                               |                                                                                                                                  |                                                                |
|    | <b>Item no.: 209-106</b><br>Mounting carrier; for isolated mounting on DIN 35 rails; gray                                        | <a href="http://www.wago.com/209-106">www.wago.com/209-106</a> |
|    | <b>Item no.: 249-116</b><br>Screwless end stop; 6 mm wide; for DIN-rail 35 x 15 and 35 x 7.5; gray                               | <a href="http://www.wago.com/249-116">www.wago.com/249-116</a> |
| <b>Cover</b>                                                                       |                                                                                                                                  |                                                                |
| Cover                                                                              |                                                                                                                                  |                                                                |
|   | <b>Item no.: 769-438</b><br>Pin cover; with marker slot for miniature WSB; gray                                                  | <a href="http://www.wago.com/769-438">www.wago.com/769-438</a> |
|  | <b>Item no.: 769-439</b><br>Pin cover; with marker slot for miniature WSB; orange                                                | <a href="http://www.wago.com/769-439">www.wago.com/769-439</a> |
| <b>Insulation stop</b>                                                             |                                                                                                                                  |                                                                |
| Insulation stop                                                                    |                                                                                                                                  |                                                                |
|  | <b>Item no.: 769-470</b><br>Insulation stop; 0.08 - 0.2 mm <sup>2</sup> "s" (0.14 mm <sup>2</sup> "f-st"); 5 pieces/strip; white | <a href="http://www.wago.com/769-470">www.wago.com/769-470</a> |
|  | <b>Item no.: 769-471</b><br>Insulation stop; 0.25 - 0.5 mm <sup>2</sup> ; 5 pieces/strip; light gray                             | <a href="http://www.wago.com/769-471">www.wago.com/769-471</a> |
|  | <b>Item no.: 769-472</b><br>Insulation stop; 0.75 - 1 mm <sup>2</sup> ; 5 pieces/strip; dark gray                                | <a href="http://www.wago.com/769-472">www.wago.com/769-472</a> |
| <b>Coding</b>                                                                      |                                                                                                                                  |                                                                |
| Coding                                                                             |                                                                                                                                  |                                                                |
|  | <b>Item no.: 769-435</b><br>Coding pin; for coding of female plugs; for carrier terminal blocks / male connectors; orange        | <a href="http://www.wago.com/769-435">www.wago.com/769-435</a> |

Subject to changes. Please also observe the further product documentation!



**Push-in type wire jumper**

Jumper



**Item no.: 249-123**  
Push-in type wire jumper; 0.75 mm<sup>2</sup>; insulated; 180 mm long; black

[www.wago.com/249-123](http://www.wago.com/249-123)



**Item no.: 249-126**  
Push-in type wire jumper; 0.75 mm<sup>2</sup>; insulated; 110 mm long; black

[www.wago.com/249-126](http://www.wago.com/249-126)



**Item no.: 249-127**  
Push-in type wire jumper; 0.75 mm<sup>2</sup>; insulated; 250 mm long; black

[www.wago.com/249-127](http://www.wago.com/249-127)



**Item no.: 249-125**  
Push-in type wire jumper; insulated; 60 mm long; black

[www.wago.com/249-125](http://www.wago.com/249-125)

**Tool**

Operating tool



**Item no.: 210-720**  
Operating tool; Blade: 3.5 x 0.5 mm; with a partially insulated shaft; multicoloured

[www.wago.com/210-720](http://www.wago.com/210-720)

**End plate**

End plate



**Item no.: 769-314**  
Separator plate; 1.1 mm thick; oversized; orange

[www.wago.com/769-314](http://www.wago.com/769-314)

**Jumpers**

Jumper



**Item no.: 280-402**  
Jumper; insulated; gray

[www.wago.com/280-402](http://www.wago.com/280-402)



**Item no.: 280-409**  
Jumper; insulated; gray

[www.wago.com/280-409](http://www.wago.com/280-409)



**Item no.: 780-454**  
Staggered jumper; from 1 to 4; insulated; gray

[www.wago.com/780-454](http://www.wago.com/780-454)



**Item no.: 780-452**  
Staggered jumper; from 1 to 2; insulated; gray

[www.wago.com/780-452](http://www.wago.com/780-452)



**Item no.: 780-453**  
Staggered jumper; from 1 to 3; insulated; gray

[www.wago.com/780-453](http://www.wago.com/780-453)



**Item no.: 780-457**  
Staggered jumper; from 1 to 7; insulated; gray

[www.wago.com/780-457](http://www.wago.com/780-457)



**Item no.: 780-456**  
Staggered jumper; from 1 to 6; insulated; gray

[www.wago.com/780-456](http://www.wago.com/780-456)



**Item no.: 780-455**  
Staggered jumper; from 1 to 5; insulated; gray

[www.wago.com/780-455](http://www.wago.com/780-455)

Subject to changes. Please also observe the further product documentation!

**Item no.: 780-458**

Staggered jumper; from 1 to 8; insulated; gray

[www.wago.com/780-458](http://www.wago.com/780-458)**Testing and measuring**

## Testing accessories

**Item no.: 210-136**

Test plug; 2 mm Ø; with 500 mm cable; red

[www.wago.com/210-136](http://www.wago.com/210-136)**Item no.: 280-418**Test plug module; modular; suitable for all WAGO 280 and 780 Series rail-mounted terminal blocks with jumper slots in the current bar; gray [www.wago.com/280-418](http://www.wago.com/280-418)**Item no.: 280-404**Test plug adapter; 5 mm wide; for test plug (2.3 mm Ø); suitable for 1.5 mm<sup>2</sup> - 4 mm<sup>2</sup> tbs; gray[www.wago.com/280-404](http://www.wago.com/280-404)**Item no.: 280-419**

Spacer module; modular; bridging commoned terminal blocks; gray

[www.wago.com/280-419](http://www.wago.com/280-419)**Marking accessories**

## Marker

**Item no.: 2009-145**Mini-WSB Inline; for Smart Printer; 1700 pieces on roll; stretchable 5 - 5.2 mm; plain; snap-on type; white [www.wago.com/2009-145](http://www.wago.com/2009-145)**Item no.: 248-501**

Mini-WSB marking card; as card; not stretchable; plain; snap-on type; white

[www.wago.com/248-501](http://www.wago.com/248-501)**Downloads****Documentation****Bid Text**

|                                |             |                |          |
|--------------------------------|-------------|----------------|----------|
| 769-182/769-314<br>X81 - Datei | 2019 Feb 19 | xml<br>3.4 kB  | Download |
| 769-182/769-314<br>doc - Datei | 2017 Oct 4  | doc<br>25.6 kB | Download |

**Additional Information**

|                                             |  |               |          |
|---------------------------------------------|--|---------------|----------|
| Technical Section<br>Technical explanations |  | pdf<br>2.2 MB | Download |
|---------------------------------------------|--|---------------|----------|

**CAD/CAE-Data****CAE data**

Subject to changes. Please also observe the further product documentation!

WAGO GmbH & Co. KG  
 Hansastr. 27  
 32423 Minden  
 Phone: +49571 887-0 | Fax: +49571 887-169  
 Email: [info.de@wago.com](mailto:info.de@wago.com) | Web: [www.wago.com](http://www.wago.com)

Do you have any questions about our products?  
 We are always happy to take your call at +49 (571) 887-44222.

|                                   |                     |                          |
|-----------------------------------|---------------------|--------------------------|
| EPLAN Data Portal 769-182/769-314 | <a href="#">URL</a> | <a href="#">Download</a> |
| WSCAD Universe 769-182/769-314    | <a href="#">URL</a> | <a href="#">Download</a> |
| ZUKEN Portal 769-182/769-314      | <a href="#">URL</a> | <a href="#">Download</a> |
| EPLAN Data Portal 769-182/769-314 | <a href="#">URL</a> | <a href="#">Download</a> |
| WSCAD Universe 769-182/769-314    | <a href="#">URL</a> | <a href="#">Download</a> |
| <b>CAD data</b>                   |                     |                          |
| 2D/3D Models 769-182/769-314      | <a href="#">URL</a> | <a href="#">Download</a> |


## Environmental Product Compliance

### Compliance Search


|                                                                                                                                                                                                                       |                     |                          |
|-----------------------------------------------------------------------------------------------------------------------------------------------------------------------------------------------------------------------|---------------------|--------------------------|
| Environmental Product Compliance 769-182/769-314                                                                                                                                                                      | <a href="#">URL</a> | <a href="#">Download</a> |
| 1-conductor/1-pin terminal block for pluggable modules; 4-pole; with 2 jumper positions; with orange separator plate; for DIN-rail 35 x 15 and 35 x 7.5; 4 mm <sup>2</sup> ; CAGE CLAMP®; 4,00 mm <sup>2</sup> ; gray |                     |                          |

## Installation Notes

### Installation




Snap individual carrier terminal blocks onto the DIN-rail and slide together.



Open the assembly by laterally sliding a block via operating tool and remove terminal block via release lever.

### Conductor termination

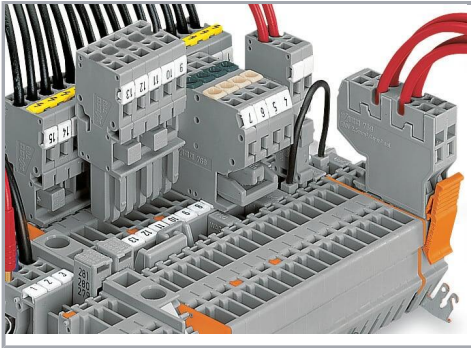
Subject to changes. Please also observe the further product documentation!



### CAGE CLAMP® connection


Carrier terminal block: Insert/remove conductor via operating tool (3.5 x 0.5 mm blade).

### Commoning




Commoning with adjacent or staggered jumpers.

Push jumpers down until fully inserted.

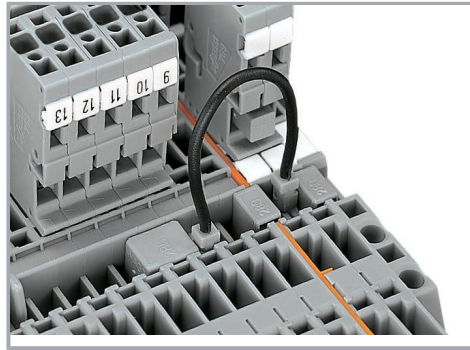


Commoning carrier terminal blocks via staggered jumpers.


Subject to changes. Please also observe the further product documentation!



Commoning a 2-conductor female plug via staggered jumper and carrier terminal blocks via adjacent jumpers.



Commoning carrier terminal blocks via push-in type wire jumpers or adjacent jumpers – even over an intermediate plate.




Commoning "supply terminal blocks" (up to 10 mm<sup>2</sup>/8 AWG) with carrier terminal blocks via step-down jumpers.

## Coding

Subject to changes. Please also observe the further product documentation!

WAGO GmbH & Co. KG  
Hansastr. 27  
32423 Minden  
Phone: +49571 887-0 | Fax: +49571 887-169  
Email: [info.de@wago.com](mailto:info.de@wago.com) | Web: [www.wago.com](http://www.wago.com)


Do you have any questions about our products?  
We are always happy to take your call at +49 (571) 887-44222.



Snap coding pin in proper direction on carrier terminal block.

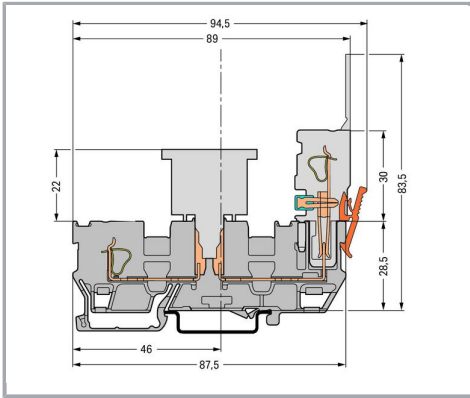
Shown: Coding pin removal from carrier terminal block.

#### Locking system



Securing a female plug via locking lever on the terminal block side.

Subject to changes. Please also observe the further product documentation!



Carrier terminal block

## Product family

X-COM

[Show all products from the family](#)

Subject to changes. Please also observe the further product documentation!