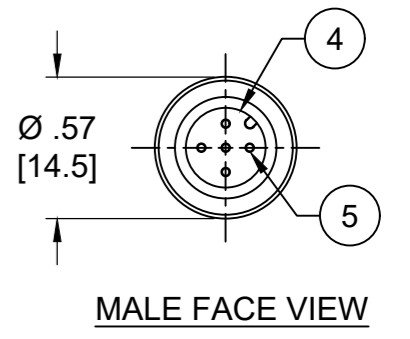
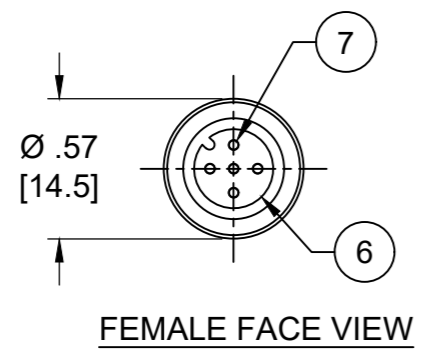
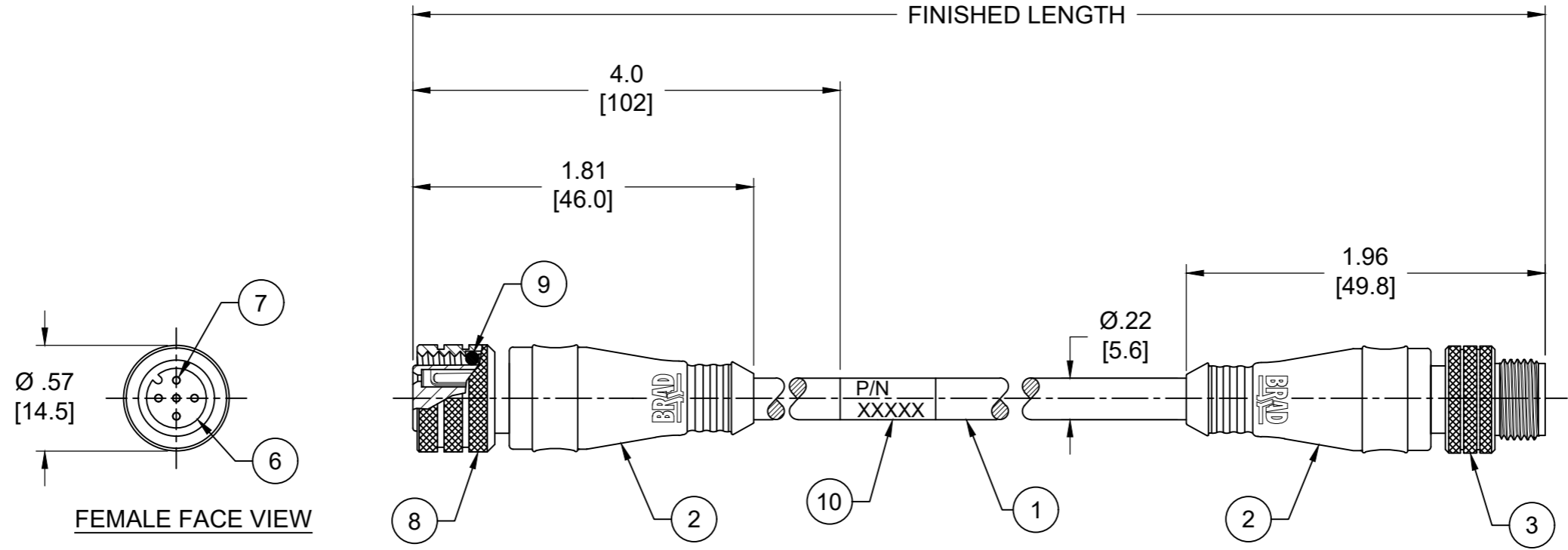
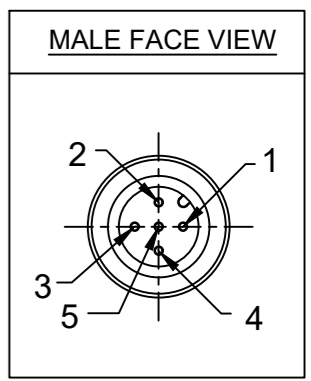


PART NUMBER	ENGINEERING NUMBER	FINISHED LENGTH
1200660424	885030A09M003	0.3M [1FT]
1200660443	885030A09M200	20M [65FT 7 IN]
1202010018	885030A09M400	40M [131FT 2 IN]



- NOTES:
1. MATERIAL: AS NOTED
  2. FINISH: AS NOTED
  3. ELECTRICAL:  
VOLTAGE: 250 VAC/VDC  
CURRENT: 4A
  4. TEMP RATING: -20°TO +105°C
  5. PROTECTION: IP67 (WHEN MATED)
  6. COUPLING THREAD: M12X1
  7. UL RECOGNIZED FILE: E152210 (D1)  
CSA CERTIFIED FILE: LR6837
  8. ALL DIMENSIONS ARE FOR REFERENCE  
UNLESS TOLERANCED OR NOTED OTHERWISE

ITEM	DESCRIPTION	MATERIAL	FINISH
10	WRAP LABEL	VINYL	BLACK/YELLOW
9	O-RING	VITON	RED
8	M12 COUPLING NUT, FEMALE	BRASS	NICKEL PLATED
7	CONTACT SOCKET	COPPER ALLOY	GOLD OVER NICKEL
6	FEMALE INSERT	PUR	BLACK
5	CONTACT PIN	COPPER ALLOY	GOLD OVER NICKEL
4	MALE INSERT	PUR	BLACK
3	M12 COUPLING NUT, MALE	BRASS	NICKEL PLATED
2	OVERMOLDS	PUR	YELLOW
1	CABLE, 5P, 22AWG	PVC JACKET	YELLOW

PART NUMBER LEGEND

885030A09M003

FINISHED LENGTH  
M003 = 0.3 METER  
M010 = 1 METER  
M100 = 10 METER

1	BROWN	1
2	WHITE	2
3	BLUE	3
4	BLACK	4
5	GRAY	5

WIRING DIAGRAM

CABLE LENGTH TOLERANCES

<.3M [1FT]:	+19mm-0 [+ .75in-0]
.3 - .9M [1 - 3FT]:	+44.5mm-0 [+1.75in-0]
.9 - 1.8M [3 - 6FT]:	+55.6mm-0 [+2.19in-0]
1.8 - 3.7M [6 - 12FT]:	+88.9mm-0 [+3.50in-0]
3.7 - 7.3M [12 - 24FT]:	+165.1mm-0 [+6.50in-0]
7.3-14.6M [24 - 48FT]:	+317.5mm-0 [+12.50in-0]
14.6 - 30.5M [48-100FT]:	+622.3mm-0 [+24.50in-0]
OVER 30M [100FT]	+2% OF FINISHED LENGTH

FUNCTIONAL SYMBOLS	THIS DRAWING CONTAINS INFORMATION THAT IS PROPRIETARY TO MOLEX ELECTRONIC TECHNOLOGIES, LLC AND SHOULD NOT BE USED WITHOUT WRITTEN PERMISSION			
	DIMENSION UNITS	SCALE		
DIVISIONAL SYMBOLS	INCH/MM	NTS	EC NO: 702709	<p>DRWN: ABENJAMINLW 2021/10/21</p> <p>CHK'D: RSTONE 2022/04/11</p> <p>APPR: BWOODMAN 2022/04/16</p>
	GENERAL TOLERANCES (UNLESS SPECIFIED)		INITIAL REVISION:	
	4 PLACES ±----	±----	DRWN: LHARTMAN 2009/07/28	<p>DOCUMENT NUMBER SD-120066-007</p> <p>DOC TYPE DOC PART REVISION PSD 001 D1</p>
	3 PLACES ±----	±----	APPR: JFMURPHY 2009/08/10	
	2 PLACES ±----	±----	DRAFT WHERE APPLICABLE MUST REMAIN WITHIN DIMENSIONS	<p>MATERIAL NUMBER 120066</p> <p>CUSTOMER GENERAL MARKET</p> <p>SHEET NUMBER 1 OF 1</p>
	1 PLACE ±----	±----	THIRD ANGLE PROJECTION	
	0 PLACES ±----	±----	DRAWING B-SIZE	