

Grove – Encoder



This module is an incremental rotary encoder. It encodes the rotation signal from the axis and output the signal by electronic pulse. The Grove – Encoder is one of the Grove series and has a standard Grove interface. When you need to add a rotary knob to your project, for example a volume knob for a speaker, a selection panel or a digital input, this will be your first choice.






Features

- Incremental encoder.
- Grove Interface.
- 360 degree rotary.

Specification

Item	Min	Typical	Max	Unit
Voltage	4.5	5	5.5	V
Current	10	20	30	mA
Dimension		20x 20		mm
Net Weight		12		g

Platforms Supported

Arduino	Raspberry Pi	BeagleBone	Wio	LinkIt ONE
				

Caution

The platforms mentioned above as supported is/are an indication of the module's software or theoretical compatibility. We only provide software library or code examples for Arduino platform in most cases. It is not possible to provide software library / demo code for all possible MCU platforms. Hence, users have to write their own software library.

Getting Started





Note

If this is the first time you work with Arduino, we firmly recommend you to see [Getting Started with Arduino](#) before the start.


Play With Arduino

Hardware

- **Step 1.** Prepare the below stuffs:

Seeeduino V4.2	Base Shield	Grove - Circular LED	Grove - Encoder
			

- **Step 2.** Connect Grove-Encoder to port D2 of Grove-Base Shield.
- **Step 3.** Connect Grove-Circular LED to port D5 of Grove-Base Shield.
- **Step 4.** Plug Grove-Base Shield into Seeeduino.
- **Step 5.** Connect Seeeduino to PC via a USB cable.



Note

If we don't have Grove Base Shield, We also can directly connect Grove-Encoder and Connect Grove-Circular LED to Seeeduino as below.

Seeeduino	Grove-Encoder
5V	Red
GND	Black
D3	White
D2	Yellow

Seeeduino	Grove-Circular LED
5V	Red
GND	Black
D6	White
D5	Yellow

Note

If you want to change to other port for Grove-Encoder, please change the `digitalRead(2)` and `digitalRead(3)` in `Encoder.cpp`.

Software


- **Step 1.** Download the [Encoder Library](#), [CircularLED Library](#), [TimerOne Library](#) from Github.
- **Step 2.** Refer [How to install library](#) to install library for Arduino.
- **Step 3.** Copy the code into Arduino IDE and upload. If you do not know how to upload the code, please check [how to upload code](#).

```

1#include <CircularLED.h>
2#include <Encoder.h>
3#include <TimerOne.h>
4CircularLED circularLED(6,5);
5
6unsigned int LED[24];
7int index_LED;
8void setup()
9{
10 encoder.Timer_init();
11}
12void loop()
13{
14     if (encoder.rotate_flag ==1)
15     {
16         if (encoder.direct==1)
17         {
18             index_LED++;
19             if (index_LED>23)
20                 index_LED=24;
21             SelltocircularBar(index_LED);
22         }
23         else
24         {
25             index_LED--;
26             if(index_LED<0)
27                 index_LED=0;
28             SelltocircularBar(index_LED);
29         }
30         encoder.rotate_flag =0;
31     }
32}
33void SelltocircularBar(int index)
34{
35     for (int i=0;i<24;i++)
36     {
37         if (i<index)
38         {
39             LED[i]=0xff;
40         }
41         else
42             LED[i]=0;
43     }
44     circularLED.CircularLEDWrite(LED);
45}

```

- **Step 4.** The light will be changed as encoder rotating as below.



Note

It is able to generate another signal when it's being pressed down. However due to the limitation of the number of Grove signal cable, the module is made without output of this signal.

Resources

[Eagle] [Grove-Encoder Eagle files](https://seeedoc.github.io/Grove-Encoder/res/Grove-Encoder_eagle_files.zip) https://seeedoc.github.io/Grove-Encoder/res/Grove-Encoder_eagle_files.zip

[Library] [TimeOne Library](https://github.com/SeeedDocument/Grove-Encoder/raw/master/res/TimerOne.zip) <https://github.com/SeeedDocument/Grove-Encoder/raw/master/res/TimerOne.zip>

[Library] [Encoder Library](https://github.com/SeeedDocument/Grove-Encoder/raw/master/res/Encoder.zip) <https://github.com/SeeedDocument/Grove-Encoder/raw/master/res/Encoder.zip>

[Library] [CircularLED Library](https://github.com/SeeedDocument/Grove-Encoder/raw/master/res/CircularLED.zip) <https://github.com/SeeedDocument/Grove-Encoder/raw/master/res/CircularLED.zip>

[Demo] [Demo in Arduino forum](http://www.arduino.cc/playground/Main/RotaryEncoders) <http://www.arduino.cc/playground/Main/RotaryEncoders>

Tech Support

Please submit any technical issue into our [forum](#) or drop mail to techsupport@seeed.cc.