

XS9C111A2L01M12

Inductive proximity sensors XS, inductive sensor XS9 40x40x15, PBT, Sn15mm, 24 VDC, M12 0.15 m



Main

Range of Product	Telemecanique Inductive proximity sensors XS
Series name	Application
Sensor Type	Inductive proximity sensor
Device Application	-
Sensor name	XS9
Sensor design	Flat form 40 x 40 x 15
Size	15 mm
Body type	Fixed
Detector flush mounting acceptance	Flush mountable
Material	Plastic
Enclosure Material	PBT
Type of output signal	Analogue
Wiring Technique	2-wire
[Sn] nominal sensing distance	0.59 in (15 mm)
Output circuit type	DC
Analogue output range	4...20 mA
Electrical connection	Remote male connector M12, 4 pins
Cable length	0.49 ft (0.15 m)
[Us] rated supply voltage	24 V DC
IP degree of protection	IP67 double insulation conforming to IEC 60529

Complementary

Detection face	Frontal
Front material	PBT
Operating zone	0.08...0.59 in (2...15 mm)
Repeat accuracy	<= 3% of Sr
Linearity error	+/- 2 mA
Status LED	without
Supply voltage limits	15...36 V DC
Switching frequency	<= 1000 Hz
Current consumption	0...4 mA no-load
Maximum output current drift	10 %
Marking	CE
Depth	0.59 in (15 mm)
Height	1.57 in (40 mm)
Width	1.57 in (40 mm)

The information provided in this documentation contains general descriptions and/or technical characteristics of the performance of the products contained herein. This documentation is not intended as a substitute for and is not to be used for determining suitability or reliability of these products for specific user applications. It is the duty of any such user or integrator to perform the appropriate and complete risk analysis, evaluation and testing of the products with respect to the relevant specific application or use thereof. Neither Schneider Electric Industries SAS nor any of its affiliates or subsidiaries shall be responsible or liable for misuse of the information contained herein.

Environment

Product Certifications	Ecolab UL CSA
Ambient Air Temperature for Operation	-13...158 °F (-25...70 °C)
Ambient Air Temperature for Storage	-40...185 °F (-40...85 °C)
Vibration resistance	25 gn +/- 2 mm 10...55 Hz)IEC 60068-2-6
Shock resistance	50 gn 11 ms IEC 60068-2-27

Ordering and shipping details

Category	22486-SENSORS, PROXIMITY
Discount Schedule	DS2
GTIN	3389110356076
Nbr. of units in pkg.	1
Package weight(Lbs)	2.75 oz (78.0 g)
Returnability	No
Country of origin	FR

Packing Units

Unit Type of Package 1	PCE
Package 1 Height	1.65 in (4.2 cm)
Package 1 width	2.60 in (6.6 cm)
Package 1 Length	3.74 in (9.5 cm)
Unit Type of Package 2	S01
Number of Units in Package 2	20
Package 2 Weight	3.93 lb(US) (1.782 kg)
Package 2 Height	5.91 in (15 cm)
Package 2 width	5.91 in (15 cm)
Package 2 Length	15.75 in (40 cm)

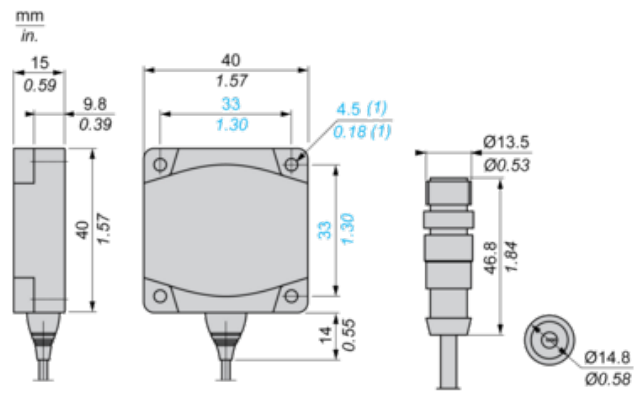
Offer Sustainability

California proposition 65	WARNING: This product can expose you to chemicals including: Diisononyl phthalate (DINP), which is known to the State of California to cause cancer, and Di-isodecyl phthalate (DIDP), which is known to the State of California to cause birth defects or other reproductive harm. For more information go to www.P65Warnings.ca.gov
REACH Regulation	REACH Declaration
EU RoHS Directive	Pro-active compliance (Product out of EU RoHS legal scope) EU RoHS Declaration
Mercury free	Yes
RoHS exemption information	Yes

Contractual warranty

Warranty	18 months
----------	-----------

Dimensions

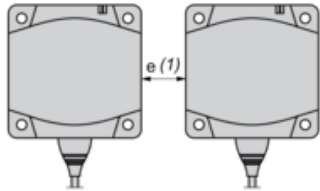


(1) For CHC type screws

Setting-up

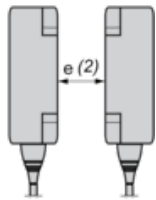
Minimum Mounting Distances (mm)

Side by Side



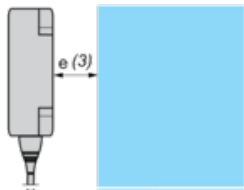
$$e (1) \geq 45$$

Face to Face



$$e (2) \geq 110$$

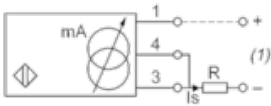
Facing a Metal Object



$$e (3) \geq 45$$

Wiring Schemes

2-Wire Connection

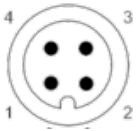


(1) Output current

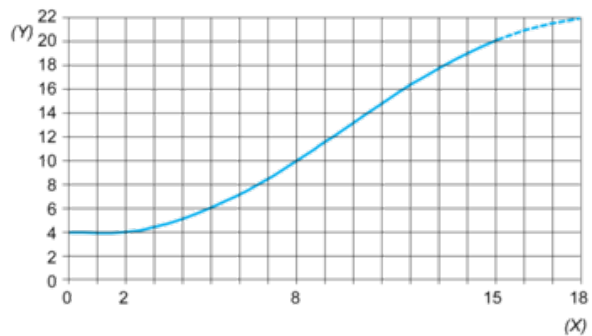
Ensure a minimum of 10 V between the + (terminal 1) and - (terminal 3) of the sensor

	Output current	Load impedance value
12 V	4...20 mA	$R \leq 8.2 \Omega$
24 V	4...20 mA	$R \leq 470 \Omega$

M12



Output Curves



(Y) Is (mA)

(X) Sensors - object distance (mm)