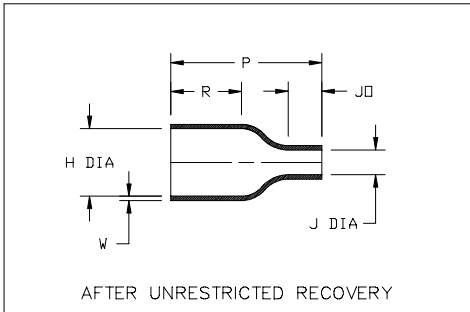
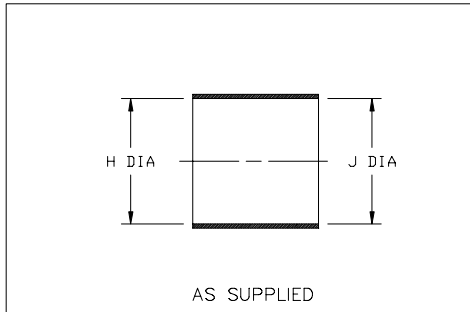


Thermofit[®] Molded Parts
 Specification Control Drawing
 Limited Distribution

Part Number : 202A174-X-37
 Description : Boot, Straight

NOTES

- All dimensions are in $\frac{\text{inches}}{\text{[millimeters]}}$
- Dimensions appearing in table are as follows:
 a - As Supplied
 b - After Unrestricted Recovery
- Coating is optional. As supplied dimensions appearing in table are for uncoated parts. When coating is added, entry diameters will be reduced by .06 max.



PART NUMBER	H		J		P	R	JO	W
	Min	Max	Min	Max				
	a	b	a	b	±10%	±10%	Ref	±20%
202A174-X-37	2.04 [51,8]	1.39 [35,3]	2.04 [51,8]	.63 [16,0]	4.12 [104,6]	1.50 [38,1]	1.65 [41,0]	.13 [3,3]

**If this document is printed it becomes uncontrolled.
 Check for the latest revision.**



RAYCHEM CORPORATION
 300 CONSTITUTION DRIVE
 MENLO PARK, CALIFORNIA 94025

Revision : A
 Date : 5/7/97

Part Number : 202A174-X-37
 Description : Boot, Overexpanded

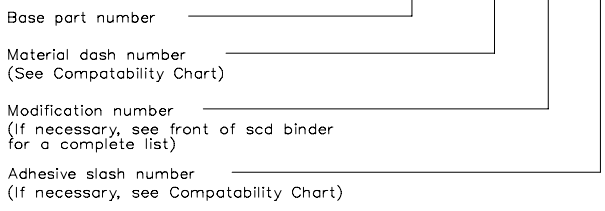
Thermofit[®] Molded Parts
 Specification Control Drawing
 Limited Distribution

Part Number : 202A174-X-37
 Description : Boot, Overexpanded

MATERIAL DASH NO.	MATERIAL DESCRIPTION	RT SPEC	COATING SLASH NO.	COATING S NO.	COATING DESCRIPTION
-3	Polyolefin, Semi-Rigid	RT-301	/42,86	S-1017,S-1048	Adhesive

ORDERING INFORMATION

202A174 -X- 37 /XX



THIS DRAWING IS SUBJECT TO CHANGE WITHOUT NOTICE; CONSULT YOUR NEAREST FIELD REPRESENTATIVE FOR CURRENT REVISION



RAYCHEM CORPORATION
 300 CONSTITUTION DRIVE
 MENLO PARK, CALIFORNIA 94025

Revision : A
 Date : 5/7/97

Part Number : 202A174-X-37
 Description : Boot, Overexpanded