

Features

- Low Loss
- Low Ripple


Description

Surface mount, silver (Ag) coated ceramic filter for use in broadband applications.

Weight: .53 grams typical.

Material: Filter is composed of a ceramic block plated with Ag.

Filter complies with RoHS standards.



Electrical Specifications

Parameter	Frequency MHz	Typical @ 25°C	Specification @ 25°C	Spec over -40°C to +85°C
Response				
Passband Loss	3300 - 3800	-0.9	-1.3	-1.5
Passband Ripple	3300 - 3800	-0.7	0.9	1.0
Passband Return Loss	3300 - 3800	-14.0	-12.0	-12.0
Attenuation	2300 - 2700	-43.0	-40.0	-40.0
Power into any port		3 Watt max		

Note: Supplier shall test each filter to the critical electrical specifications of the above table. Any subsequent audits may deviate from in value due to measurement repeatability among different test systems. Such deviations shall not exceed the following limits:

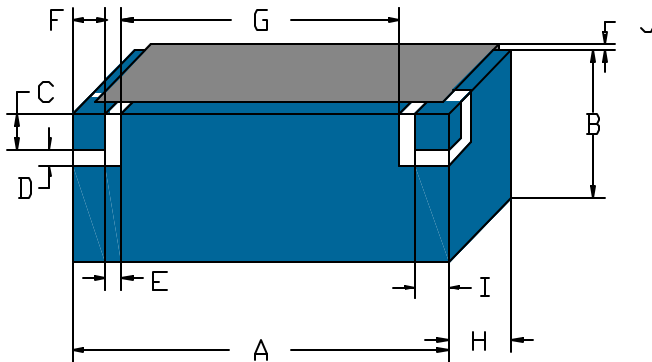
Specification Allowance	
Insertion Loss	0.1 dB
Return Loss	1.0 dB
Stopbands	1.0 dB

*This product is covered by one or more of the following U.S. and foreign patents including: US 4,692,726;US 4,742,562; US 4,800,348;US 4,829,274;US 5,146,193;EP 0573597;DE 0573597;FR 0573597;P 508149/92;KR 142171;US 5,162,760;US 5,218,329;US 5,250,916;US 5,327,109;US 5,488,335;CA 2114029;FR 9306297;GB 2273393;JP 3205337;KR 115113;CN 93106228.4;US 5,512,866;EP 0706719;DE 0706719;FR 0706719;GB 0706719;CN 95190359.4;US 5,602,518;US 5,721,520;US 5,745,018;EP 0910875;DE 0910875;DK 0910875;FR 0910875;GB 0910875;IE 0910875;JP 50518298;KR 10-323013;US 5,994,978;US 6,462,629;CN 00810420.4;US 6,559,735;US 6,650,202;US 6,834,429. Other US and foreign patents pending.

©CTS Corporation 2006 reserves all copyrights in the layout, design and configuration of the patterns on this product.*

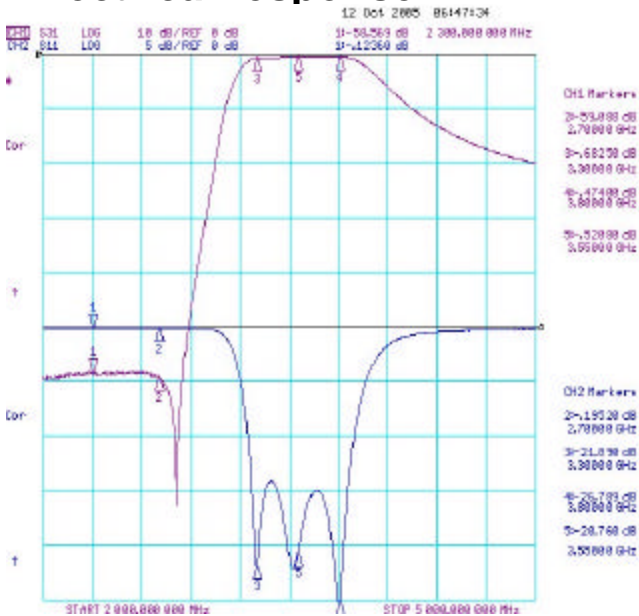
Mechanical Drawing

Rev 0 – Origin Date: January 25, 2006 – Revision Date: January 25, 2006

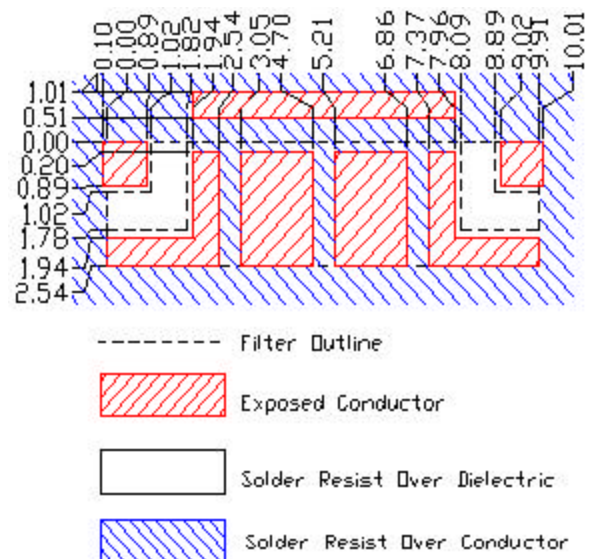


Dim	Nominal (mm)	Tolerance (mm) +/- or max
A	10.03	Max
B	2.80	Max
C	1.02	0.13
D	0.80	0.13
E	0.80	0.13
F	1.02	0.13
G	6.30	0.13
H	3.68	Max
J	0.76	0.13

Electrical response

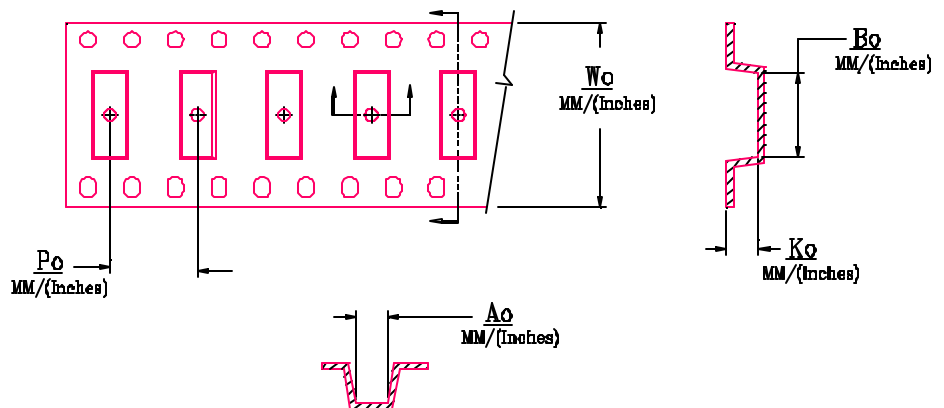

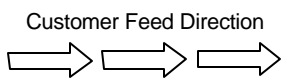


PCB Layout



Packaging and Marking

DIMENSION	UNITS	SPECIFICATION
REEL DIAMETER	mm	330
REEL WEIGHT	kg	0.8
REEL QUANTITY	ea.	1000



MODEL NO.	W_0 Inches/mm	A_0 Inches/mm	B_0 Inches/mm	K_0 Inches/mm	P_0 Inches/mm
CER0312A	0.945"/24	.175"/4.45	.402"/10.20	.165"/4.20	.472"/12.00