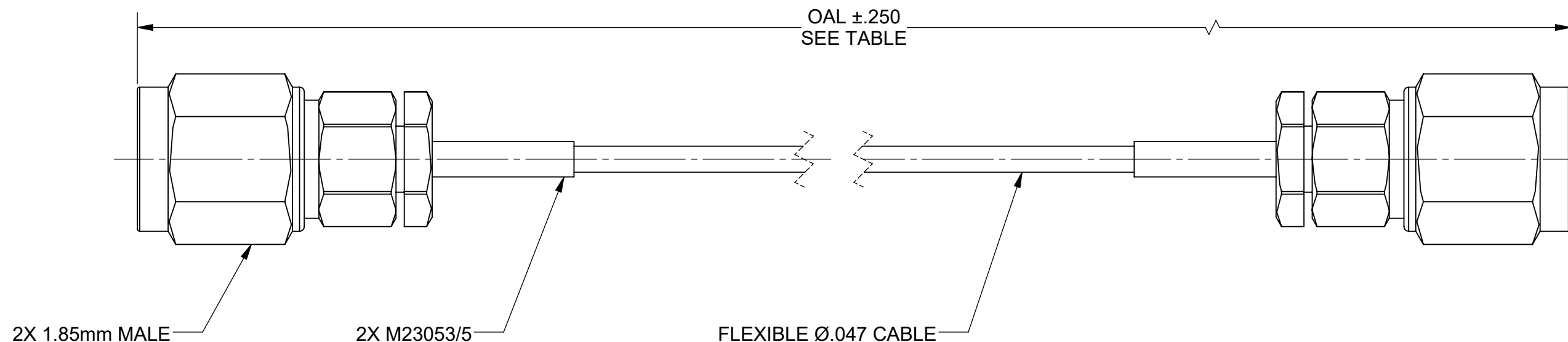


# PRODUCT DATA DRAWING

REVISION HISTORY			
REV	DESCRIPTION	DATE	APPROVED
01	PRELIMINARY	02/22	SEE PDM
02	PRELIMINARY	04/22	



**COMPONENTS:**

CONNECTORS: 2X 1.85mm MALE (SF3311-60002)


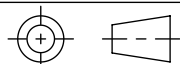
CABLE: FLEXIBLE Ø.047 CABLE (200-70-214)

SHRINK TUBING: M23053/5

**PERFORMANCE:**

IMPEDANCE: 50 OHMS  
FREQ. RANGE: DC TO 65.0 GHz

SV P/N	OAL
7033-0035	6.000
7033-0036	12.000

MATERIAL: SEE NOTES	DIMENSIONS ARE IN INCHES TOLERANCES: FRACTIONAL: ±1/64 ANGULAR: X° ±1'0" X°X' ±15'	UNLESS OTHERWISE SPECIFIED 1) ALL DIMENSIONS ARE IN INCHES (MILLIMETERS) 2) ALL DIMENSIONS ARE AFTER PLATING. 3) BREAK CORNERS & EDGES .005 R. MAX. 4) CHAM. 1ST & LAST THREADS. 5) SURFACE ROUGHNESS 63-MIL-STD-10. 6) DIA: 'S ON COMMON CENTERS TO BE CONCENTRIC WITHIN .005 T.I.R. 7) REMOVE ALL BURRS	 Amphenol www.svmicrowave.com
FINISH: SEE NOTES	DECIMAL: X ±.030 .XX ±.010 .XXX ±.005		
SURFACE AREA: N/A	INTERPRET DIMENSIONS AND TOLERANCES PER ASME Y14.5M - 1994		TITLE: 1.85mm MALE TO 1.85mm MALE Ø.047 CABLE ASSEMBLY
PROPRIETARY THE INFORMATION CONTAINED IN THIS DRAWING IS THE SOLE PROPERTY OF SV MICROWAVE, INC. ANY REPRODUCTION IN PART OR AS A WHOLE WITHOUT THE WRITTEN PERMISSION OF SV MICROWAVE, INC IS PROHIBITED.	THIRD ANGLE PROJECTION	DRAWN: BFB 02/25/22	SIZE DWG. NO. B 7033-0035-0036
		CHECKED: SEE PDM	SCALE: 1:4
		APPROVED: SEE PDM	SHEET 1 OF 1