

Cable - CABLE-FCN40/4X14/200/OMR-OUT - 2304199

Please be informed that the data shown in this PDF Document is generated from our Online Catalog. Please find the complete data in the user's documentation. Our General Terms of Use for Downloads are valid (<http://phoenixcontact.com/download>)




Round cable set; controller: OMRON CJ1 (OD 231, OD 261), CQM1 (OD 213, OD 112), CS1, C200H (OD 218, OD 219); connection 1: Fujitsu connector (1x 40-position); connection 2: IDC/FLK socket strip (4x 14-position); cable length: 2 m

Your advantages

- ✔ Splitting 32 channels into 4 x 8 channels



Key Commercial Data

Packing unit	1 pc
GTIN	 4 017918 929817
GTIN	4017918929817

Technical data

Ambient conditions

Ambient temperature (operation)	-40 °C ... 70 °C (fixed installation)
	-10 °C ... 70 °C (flexible installation)
Ambient temperature (storage/transport)	-40 °C ... 80 °C
Maximum altitude	≤ 2000 m
Degree of protection	IP00
	≥ IP54 (Installation location)

General

Max. permissible operating voltage	25 V AC
	60 V DC
Max. current carrying capacity per path	1 A (50 °C)
	0.6 A (70 °C)
Length of cable	2 m
External cable diameter	4x 6.1 mm ±0.4 mm
Single wire, cross section	0.14 mm ²
Single wire, cross section [AWG]	26

Cable - CABLE-FCN40/4X14/200/OMR-OUT - 2304199

Technical data

General

Single wire, number of litz wires	7
Single wire, material	Cu tin-plated
Wire diameter incl. insulation	1 mm ±0.03 mm
Smallest bending radius, fixed installation	52 mm
Smallest bending radius, movable installation	98 mm
Bending cycles	5000 (at a radius of $\geq 15x$ outside diameter)
Shielding	no
Cable insulation resistance	$\geq 20 \text{ M}\Omega/\text{km}$ (20 °C)
Cable resistance	$\leq 145 \text{ }\Omega/\text{km}$ (20 °C)
Outer sheath, material	Semi-rigid PVC
External sheath, color	gray
Degree of protection	IP00
	$\geq \text{IP54}$ (Installation location)
Nominal operating mode	100% operating factor

Connection data

Connection name	Field level
Connection in acc. with standard	IEC 60603-13
Connection method	IDC/FLK socket strip
Number of connections	4
Number of positions	14
Insertion/withdrawal cycles	> 50
Pitch	2.54 mm

Connection data 2

Connection name	Controller level
Connection method	Fujitsu connector
Number of connections	1
Number of positions	40
Insertion/withdrawal cycles	> 50

Standards and Regulations

Flame resistance	UL VW-1
	CSA FT-1
	IEC 60332-1-2
	VDE 0842, Part 332-1-2
	IEC 60332-3-22
Resistance to oil	against occasional splashes
Gasoline resistance	against occasional splashes
Connection in acc. with standard	CUL
Designation	Air clearances and creepage distances
Standards/regulations	DIN EN 50178

Cable - CABLE-FCN40/4X14/200/OMR-OUT - 2304199

Technical data

Standards and Regulations

Rated insulation voltage	63 V
Rated surge voltage	0.6 kV
Insulation	Functional insulation
Degree of pollution	2
Overvoltage category	II

Supported controller

Controller	OMRON CQM1
- suitable I/O card	OD213
Controller	OMRON CS1/C200H
- suitable I/O card	OD218
	OD219
Controller	OMRON C200H
- suitable I/O card	OD218
	OD219
Controller	OMRON CJ1
- suitable I/O card	OD231
	OD261

Color code

Connector 1 = connector 2 (optional) = wire color	Fujitsu40 (A1) = IDC/FLK14-1 (1) = black
	Fujitsu40 (A2) = IDC/FLK14-1 (2) = brown
	Fujitsu40 (A3) = IDC/FLK14-1 (3) = red
	Fujitsu40 (A4) = IDC/FLK14-1 (4) = orange
	Fujitsu40 (A5) = IDC/FLK14-1 (5) = yellow
	Fujitsu40 (A6) = IDC/FLK14-1 (6) = green
	Fujitsu40 (A714) = IDC/FLK14-1 (7) = blue
	Fujitsu40 (A8) = IDC/FLK14-1 (8) = violet
	Fujitsu40 (A10) = IDC/FLK14-1 (9) = gray
	Fujitsu40 (A9) = IDC/FLK14-1 (10) = white
	Fujitsu40 (A11) = IDC/FLK14-2 (1) = black
	Fujitsu40 (A12) = IDC/FLK14-2 (2) = brown
	Fujitsu40 (A13) = IDC/FLK14-2 (3) = red
	Fujitsu40 (A14) = IDC/FLK14-2 (4) = orange
	Fujitsu40 (A15) = IDC/FLK14-2 (5) = yellow
	Fujitsu40 (A16) = IDC/FLK14-2 (6) = green
	Fujitsu40 (A17) = IDC/FLK14-2 (7) = blue
	Fujitsu40 (A18) = IDC/FLK14-2 (8) = violet
	Fujitsu40 (A20) = IDC/FLK14-2 (9) = gray
	Fujitsu40 (A19) = IDC/FLK14-2 (10) = white
	Fujitsu40 (B1) = IDC/FLK14-3 (1) = black
	Fujitsu40 (B2) = IDC/FLK14-3 (2) = brown

Cable - CABLE-FCN40/4X14/200/OMR-OUT - 2304199

Technical data

Color code

	Fujitsu40 (B3) = IDC/FLK14-3 (3) = red
	Fujitsu40 (B4) = IDC/FLK14-3 (4) = orange
	Fujitsu40 (B5) = IDC/FLK14-3 (5) = yellow
	Fujitsu40 (B6) = IDC/FLK14-3 (6) = green
	Fujitsu40 (B7) = IDC/FLK14-3 (7) = blue
	Fujitsu40 (B8) = IDC/FLK14-3 (8) = violet
	Fujitsu40 (B10) = IDC/FLK14-3 (9) = gray
	Fujitsu40 (B9) = IDC/FLK14-3 (10) = white
	Fujitsu40 (B11) = IDC/FLK14-4 (1) = black
	Fujitsu40 (B12) = IDC/FLK14-4 (2) = brown
	Fujitsu40 (B13) = IDC/FLK14-4 (3) = red
	Fujitsu40 (B14) = IDC/FLK14-4 (4) = orange
	Fujitsu40 (B15) = IDC/FLK14-4 (5) = yellow
	Fujitsu40 (B16) = IDC/FLK14-4 (6) = green
	Fujitsu40 (B17) = IDC/FLK14-4 (7) = blue
	Fujitsu40 (B18) = IDC/FLK14-4 (8) = violet
	Fujitsu40 (B20) = IDC/FLK14-4 (9) = gray
	Fujitsu40 (B19) = IDC/FLK14-4 (10) = white

Environmental Product Compliance

China RoHS	Environmentally Friendly Use Period = 50
	For details about hazardous substances go to tab "Downloads", Category "Manufacturer's declaration"

Approvals


Approvals

Approvals

UL Listed / cUL Listed / EAC / cULus Listed

Ex Approvals


Approval details


UL Listed		http://database.ul.com/cgi-bin/XYVV/template/LISEXT/1FRAME/index.htm	FILE E 238705
Nominal voltage UN	125 V		

Cable - CABLE-FCN40/4X14/200/OMR-OUT - 2304199

Approvals

Nominal current IN	1 A
--------------------	-----

cUL Listed		http://database.ul.com/cgi-bin/XYV/template/LISEXT/1FRAME/index.htm	FILE E 238705
Nominal voltage UN	125 V		
Nominal current IN	1 A		

EAC		RU C- DE.A*30.B00767
-----	-----------------------------------------------------------------------------------	-------------------------

cULus Listed	
--------------	-----------------------------------------------------------------------------------

Phoenix Contact 2019 © - all rights reserved
<http://www.phoenixcontact.com>

PHOENIX CONTACT GmbH & Co. KG
Flachsmarktstr. 8
32825 Blomberg
Germany
Tel. +49 5235 300
Fax +49 5235 3 41200
<http://www.phoenixcontact.com>