



## Main

Range of Product	Harmony Electromechanical Relays
Series name	Miniature
Product or Component Type	Plug-in relay
Device short name	RXM
Contacts type and composition	4 C/O
[Uc] control circuit voltage	24 V DC
[Ithe] conventional enclosed thermal current	3 A -40...131 °F (-40...55 °C)
Status LED	With
Control Type	Lockable test button
Utilisation coefficient	20 %

## Complementary

Shape of pin	Flat
[Ui] rated insulation voltage	250 V IEC 300 V CSA 300 V UL
[Uimp] rated impulse withstand voltage	2.5 kV 1.2/50 µs
Contacts material	Gold plated bifurcated silver
[Ie] rated operational current	2 A 28 V DC) NO IEC 2 A 250 V AC) NO IEC 1 A 28 V DC) NC IEC 1 A 250 V AC) NC IEC 3 A 28 V DC) UL 3 A 277 V AC) UL
Maximum switching voltage	250 V IEC
Resistive rated load	3 A 250 V AC 3 A 28 V DC
Maximum switching capacity	750 VA/84 W
Minimum switching capacity	15 mW 3 mA, 5 V
Operating rate	<= 1200 cycles/hour under load <= 18000 cycles/hour no-load
Mechanical durability	10000000 cycles
Electrical durability	100000 cycles resistive depending on mounting position and working environment
Average coil consumption in W	0.9 W
Drop-out voltage threshold	>= 0.1 U <sub>c</sub>
Operate time	20 ms
Release time	20 ms
Average coil resistance	650 Ohm 20 °C +/- 10 %
Rated operational voltage limits	19.2...26.4 V DC
Protection category	RT I
Test levels	Level A
Operating position	Any position
Net Weight	0.08 lb(US) (0.037 kg)
Device presentation	Complete product

## Environment

Dielectric strength	1300 V AC between contacts with micro disconnection 2000 V AC between coil and contact 2000 V AC between poles
Product Certifications	Lloyd's CSA CE UL GOST
Standards	EN/IEC 61810-1 CSA C22.2 No 14 UL 508
Ambient Air Temperature for Storage	-40...185 °F (-40...85 °C)
Ambient air temperature for operation	-40...131 °F (-40...55 °C)
Vibration resistance	3 gn +/- 1 mm 10...150 Hz)5 cycles in operation 5 gn +/- 1 mm 10...150 Hz)5 cycles not operating
IP degree of protection	IP40 conforming to EN/IEC 60529
Shock resistance	10 gnin operation 30 gnnot operating
Pollution degree	2

## Ordering and shipping details

Category	21127 - ZELIO ICE CUBE RELAYS
Discount Schedule	CP2
GTIN	3389119403986
Nbr. of units in pkg.	1
Package weight(Lbs)	1.38 oz (39 g)
Returnability	Yes
Country of origin	CN

## Packing Units

Unit Type of Package 1	PCE
Package 1 Height	1.61 in (41 mm)
Package 1 width	0.83 in (21 mm)
Package 1 Length	1.10 in (28 mm)

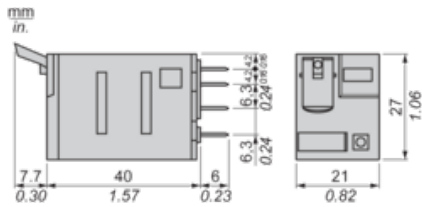
## Offer Sustainability

Sustainable offer status	Green Premium product
California proposition 65	WARNING: This product can expose you to chemicals including: Nickel compounds, which is known to the State of California to cause cancer, and Di-isodecyl phthalate (DIDP), which is known to the State of California to cause birth defects or other reproductive harm. For more information go to <a href="http://www.P65Warnings.ca.gov">www.P65Warnings.ca.gov</a>
REACH Regulation	<a href="#">REACH Declaration</a>
REACH free of SVHC	Yes
EU RoHS Directive	Pro-active compliance (Product out of EU RoHS legal scope) <a href="#">EU RoHS Declaration</a>
Toxic heavy metal free	Yes
Mercury free	Yes
RoHS exemption information	<a href="#">Yes</a>
China RoHS Regulation	<a href="#">China RoHS Declaration</a>
Environmental Disclosure	<a href="#">Product Environmental Profile</a>
WEEE	The product must be disposed on European Union markets following specific waste collection and never end up in rubbish bins.

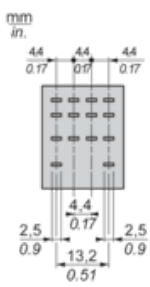
## Contractual warranty

Warranty	18 months
----------	-----------

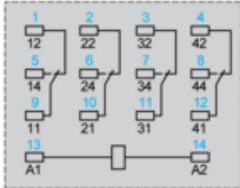
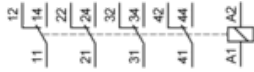
Dimensions



Pin Side View



## Wiring Diagram

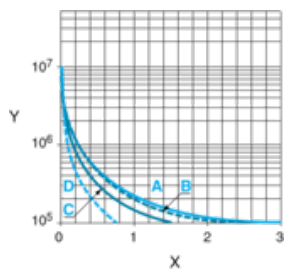


Symbols shown in blue correspond to Nema marking.

Electrical Durability of Contacts

Durability (inductive load) = durability (resistive load) x reduction coefficient.

Resistive AC load



X Switching capacity (kVA)

Y Durability (Number of operating cycles)

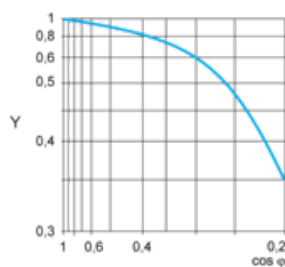
A RXM2AB...

B RXM3AB...

C RXM4AB...

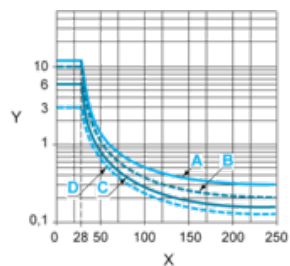
D RXM4GB...

Reduction coefficient for inductive AC load (depending on power factor  $\cos \phi$ )



Y Reduction coefficient (A)

Maximum switching capacity on resistive DC load



X Voltage DC

Y Current DC

A RXM2AB...

B RXM3AB...

C RXM4AB...

D RXM4GB...

Note : These are typical curves, actual durability depends on load, environment, duty cycle, etc.