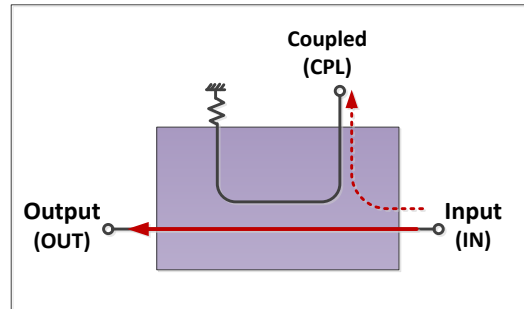


RoHS Compliant

### Electrical schematic

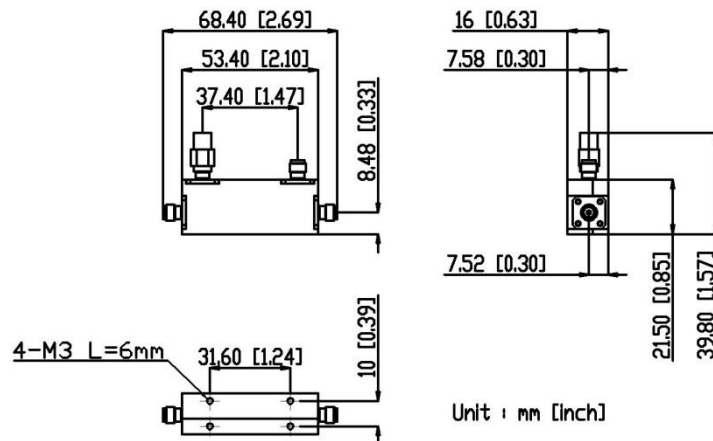


### Electrical Specifications

Parameter	Unit	Frequency (GHz)	Min.	Typ.	Max.
Nominal Coupling	dB	2 – 8	5.3	6	6.7
Coupling Flatness	dB			±0.2	±0.3
Directivity	dB		21	23	
Main Line VSWR	:1			1.15	1.25
Coupled Line VSWR	:1			1.20	1.25
Insertion Loss (Including Coupling Loss)	dB			1.7	2.1
Average Power Handling	W				

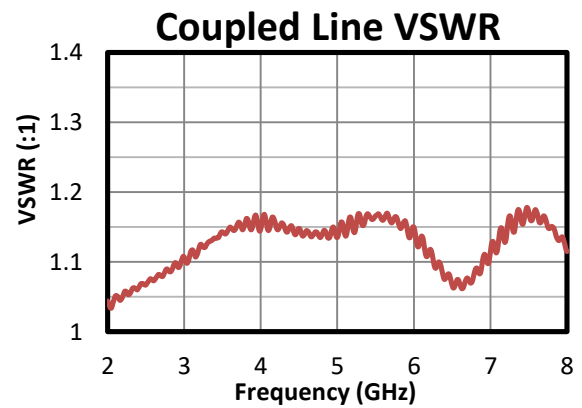
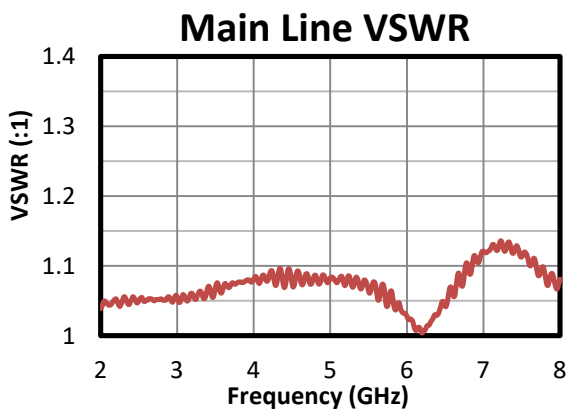
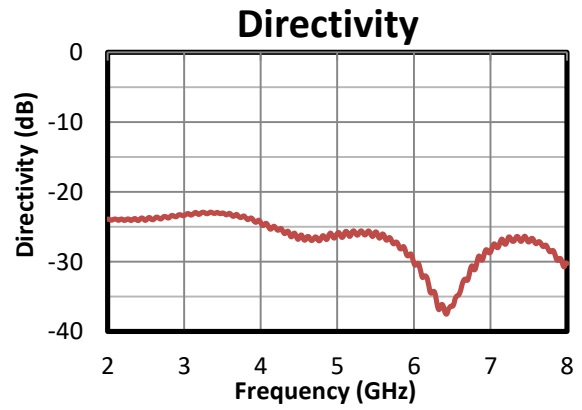
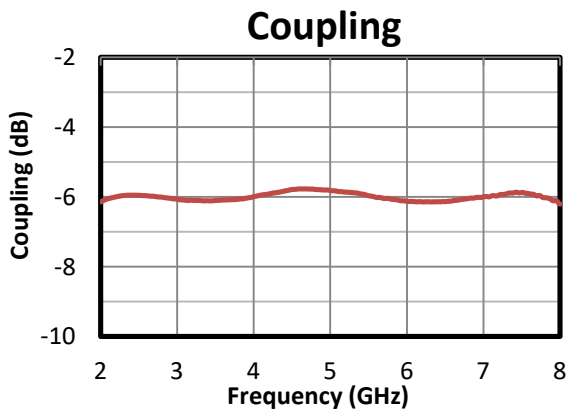
Operated in 50Ω system, 25°C environment.

### Outline Drawing



Connectors: SMA Female

## Typical Performance



Typical performance S-parameter file: <https://www.amtery.com/en/goods-49>

For each S/N S-parameter file, go to <https://www.amtery.com/en/downloads>

Note: Specifications are subject to change without notice.