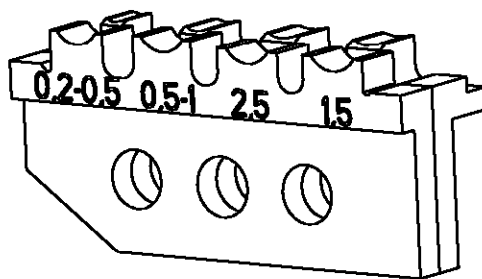
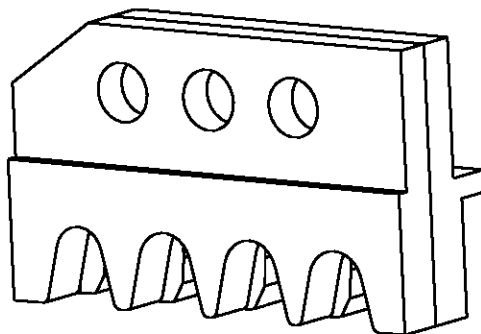


LOC	DIST	REVISIONS						
		P	LTR	DESCRIPTION	DATE	DWN	APVD	
A1	-		B	-		01FEB2002	-	-

Kontakt Contact	DGB (mm ²) Wire Range	Drahtcrimp/Wirecrimp		Isocrimp	Iso.-∅ Ins. Range	Dichtung Seal	Betriebsanl. Instr. Sheet
		Hoehe/Height	Breite/Width	Breite/Width			
964 281 / 964 297	0.2-0.35	1.01	1.57	3.94	1.15-1.4	963294	411-18121
964285 / 964299	0.5-1.0	1.25	2.03	4.06	1.4-2.1		
964287 / 964301	1.5	1.55	2.54	4.19	2.2-2.4	963292 963293	
	2.5	1.86			2.7-3.0		


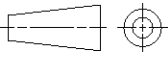


539650-2	1	0-539787-1	locator ass.	Positioniereinheit	A
	1	0-539786-9	contact guide	Kontaktabstuetzung	A
	1	1-519151-3	screw M4x25	Schraube M4x25	A
	1	1-519151-2	screw M4x20	Schraube M4x20	A
	1	0-519024-2	hex nut M4	Mutter M4 DIN 985	A
	1	0-519021-8	hex nut M4	Mutter M4 DIN 934	A
	QTY Stck	PN	Description	Benennung	REV

RELEASED FOR PUBLICATION 19

THIS DRAWING IS UNPUBLISHED.

COPYRIGHT 19 BY TYCO ELECTRONICS CORPORATION. ALL RIGHTS RESERVED.

DIMENSIONS: mm-DIN 7168-m		DWN M.Weberndoerfer 150CT99	MATERIAL -	FINISH -
TOLERANCES UNLESS OTHERWISE SPECIFIED: 0 PLC ± 1 PLC ± 2 PLC ± 3 PLC ± 4 PLC ± ANGLES ±		CHK U.Reuter 190CT99	 tyco Electronics AMP GmbH D - 64625 Bensheim	
		APVD -		
PRODUCT SPEC -		NAME ERGOCRIMP Die Set for Junior Power Timer (SWS)		
APPLICATION SPEC -		SIZE A4	CAGE CODE 00779	DRAWING NO C=539650-2
WEIGHT -		RESTRICTED TO -		
		CUSTOMER DRAWING		
		SCALE 2:1	SHEET 1	OF 1
		REV B		