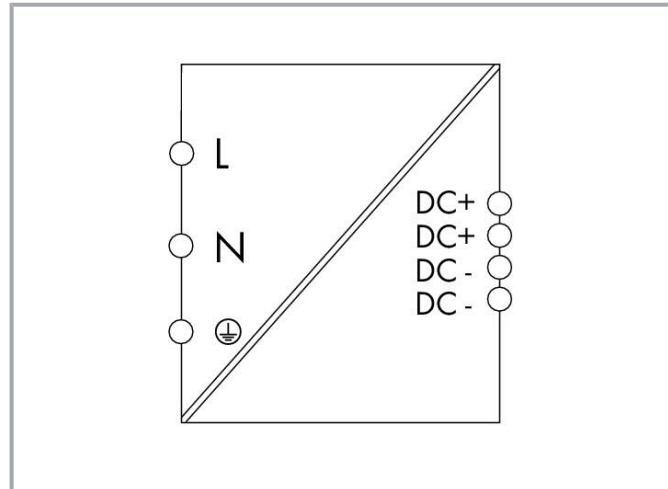


Data sheet | Item number: 787-732

Power supply; Eco; 1-phase; 24 VDC output voltage; 10 A output current;
DC-OK LED; 4,00 mm²



www.wago.com/787-732



Item description

Features:

- Switched-mode power supply
- Natural convection cooling when horizontally mounted
- Encapsulated for use in control cabinets
- Suitable for both parallel and series operation
- Electrically isolated output voltage (SELV) per UL 60950-1; PELV per EN 60204

Data

Technical data

Input

Phases	1
Nominal input voltage $U_{i, \text{nom}}$	1 x AC 100 ... 240 V 1 x AC 110 ... 240 V

Subject to changes. Please also observe the further product documentation!

WAGO GmbH & Co. KG
Hansastr. 27
32423 Minden
Phone: +49571 887-0 | Fax: +49571 887-169
Email: info.de@wago.com | Web: www.wago.com

Do you have any questions about our products?
We are always happy to take your call at +49 (571) 887-44222.



Input voltage range	1 x AC 90 ... 264 V; DC 90 ... 373 V
Nominal mains frequency range	47 ... 63 Hz; 0 Hz
Input current I_i	≤ 1.5 A (230 VAC); ≤ 3 A (115 VAC)
Inrush current	≤ 30 A
Power factor	≥ 0.94 (230 VAC); ≥ 0.98 (115 VAC)
Power factor correction (PFC)	Active
Mains failure hold-up time	≥ 20 ms (230 VAC)

Output

Nominal output voltage $U_{o\ nom}$	DC 24 V (SELV)
Output voltage range	DC 22 ... 28 V (adjustable)
Nominal output current $I_{o\ nom}$	10 A (24 VDC)
Nominal output power	240 W
Residual ripple	≤ 100 mV (peak-to-peak)
Overload behavior	Constant power (in overload range: $1.15 \dots 1.4 \times I_{o\ nom}$); Shutdown and automatic restart in the event of a short circuit

Signaling and Communication

Signaling	1 x LED DC OK (green) 1 x Overload LED (red)
Operation status indicator	Green LED (24 VDC OK) Red LED (overload)

Efficiency/power losses

Power loss P_l	≤ 37.5 W (230 VAC; Nominal load)
Power loss (max.) $P_{l\ (max.)}$	53 W (110 VAC / 24 VDC; 11 A)
Efficiency (typ.)	86 % (230 VAC)

Circuit protection

Internal fuse	F 5 A / 250 VAC
Backup fusing (required)	An external DC fuse is required for the DC input voltage.
Backup fusing (recommended)	Circuit breaker: 10 A, 16 A; Tripping characteristic: B or C

Safety and protection

Isolation voltage (sec.-PE)	DC 0.7 kV
-----------------------------	-----------

Subject to changes. Please also observe the further product documentation!



Protection class	I
Protection type	IP20; per EN 60529
Overvoltage category	II
Pollution degree	2
Transient suppression (primary)	Varistor
Short-circuit-protected	Yes
Open-circuit-proof	Yes
Parallel operation	Yes
Series operation	Yes
MTBF	480,000 h (per IEC 61709)

Connection data

Connection type 1	Input/Output
Connection technology	CAGE CLAMP®
WAGO connector	WAGO 745 Series
Solid conductor	0.08 ... 4 mm ² / 28 ... 12 AWG
Fine-stranded conductor	0.08 ... 4 mm ² / 28 ... 12 AWG
Strip length	8 ... 9 mm / 0.31 ... 0.35 inches
Note (conductor cross-section)	12 AWG: THHN, THWN

Physical data

Width	110 mm / 4.331 inches
Height	92 mm / 3.622 inches
Depth from upper-edge of DIN-rail	136 mm / 5.354 inches

Mechanical Data

Mounting type	DIN-35 rail
---------------	-------------

Material Data

Fire load	10.1 MJ
Weight	1200 g

Environmental requirements

Ambient temperature (operation)	-10 ... +70 °C
Ambient temperature (storage)	-25 ... +85 °C
Relative humidity	95% (no condensation permissible)

Subject to changes. Please also observe the further product documentation!

Derating

-2.33 %/K (> 40 °C; 230 VAC)

Standards and specifications

Conformity marking	CE
Standards/specifications	EN 62368-1 EN 61204-3 cURus 60950-1 cULus 508 ANSI/ISA 12.12.01 (Class I Div. 2) ATEX IEC Ex SEMI F47

Commercial data


Product Group	6 (INTERFACE ELECTRONIC)
eCl@ss 10.0	27-04-07-01
eCl@ss 9.0	27-04-07-01
ETIM 8.0	EC002540
ETIM 7.0	EC002540
PU (SPU)	1 pcs
Packaging type	box
Country of origin	CN
GTIN	4045454908140
Customs tariff number	85044083900

Environmental Product Compliance

RoHS Compliance Status	Compliant, No Exemption
SCIP notification number (Bulgaria)	b5b34780-c0ef-484a-854d-ba54299bc271
SCIP notification number (Czech Republic)	7739d817-9f87-4c79-add7-5f7cb472e792

Approvals / Certificates

General approvals

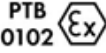




Logo	Approval	Additional Approval Text	Certificate name
	UL Underwriters Laboratories Inc.	UL 508	E255817
	UL	UL 60950-1	E255815

Subject to changes. Please also observe the further product documentation!

Underwriters Laboratories Inc.





Approvals for hazardous areas

Logo	Approval	Additional Approval Text	Certificate name
	ATEX UL International Demko A/S	EN 60079-0	12 ATEX 0931267 X
	INMETRO TÜV Rheinland do Brasil Ltda.	IEC 60079	TÜV20.1339X
	UKEx WAGO GmbH & Co. KG	EN 60079-0	WAGO22UKEX001X_ec nC T3
	UL UL International Germany GmbH	IEC 60079-0	IECEX UL 10.0006 X
	UL UL International Germany GmbH (HAZARDOUS LOCATIONS)	ANSI/ISA 12.12.01	E198726 Section 5

Optional accessories

Tool

Operating tool

	Item no.: 210-769 SCREWDRIVER; green	www.wago.com/210-769
	Item no.: 210-720 Operating tool; Blade: 3.5 x 0.5 mm; with a partially insulated shaft; multicoloured	www.wago.com/210-720

Subject to changes. Please also observe the further product documentation!

WAGO GmbH & Co. KG
 Hansastr. 27
 32423 Minden
 Phone: +49571 887-0 | Fax: +49571 887-169
 Email: info.de@wago.com | Web: www.wago.com

Do you have any questions about our products?
 We are always happy to take your call at +49 (571) 887-44222.



Downloads Documentation

Bid Text

787-732 docx - Datei	2019 Jul 17	docx 21.4 kB	Download
-------------------------	-------------	-----------------	----------

787-732 X81 - Datei	2019 Jul 12	xml 7.0 kB	Download
------------------------	-------------	---------------	----------

Instruction Leaflet

CCC Ex (Additional information) 787-***	2023 Apr 26	pdf 130.3 kB	Download
--	-------------	-----------------	----------

Primary Switch Mode Power Supply ECO-Power 24 VDC, 10 A	V 2.2.10 2020 Dec 21	pdf 184.0 kB	Download
--	-------------------------	-----------------	----------

Additional Information

Disposal and Recycling Electrical and electronic equipment, Batteries, Packaging	V 1.1.0 2022 Aug 18	pdf 2.2 MB	Download
---	------------------------	---------------	----------

CAD/CAE-Data

CAD data

2D/3D Models 787-732	URL	Download
----------------------	-----	----------

CAE data

WSCAD Universe 787-732	URL	Download
------------------------	-----	----------

ZUKEN Portal 787-732	URL	Download
----------------------	-----	----------

EPLAN Data Portal 787-732	URL	Download
---------------------------	-----	----------

Environmental Product Compliance

Compliance Search

Environmental Product Compliance 787-732

Subject to changes. Please also observe the further product documentation!

WAGO GmbH & Co. KG
Hansastr. 27
32423 Minden
Phone: +49571 887-0 | Fax: +49571 887-169
Email: info.de@wago.com | Web: www.wago.com

Do you have any questions about our products?
We are always happy to take your call at +49 (571) 887-44222.

Data sheet | Item number: 787-732

www.wago.com/787-732



[URL](#)

[Download](#)

Power supply; Eco; 1-phase; 24 VDC output voltage; 10 A output current; DC-OK LED;
4,00 mm²

Installation Notes

Product family

EPSITRON ECO Power

[Show all products from the family](#)

Subject to changes. Please also observe the further product documentation!

WAGO GmbH & Co. KG

Hansastr. 27

32423 Minden

Phone: +49571 887-0 | Fax: +49571 887-169

Email: info.de@wago.com | Web: www.wago.com

Do you have any questions about our products?

We are always happy to take your call at +49 (571) 887-44222.