



75 Ohm BNC Male to 75 Ohm HD-BNC Male 12G SDI
Cable 36 Inch Length Using 75 Ohm 4694R-RD Coax

RF Cable Assemblies Technical Data Sheet

PE3C8742/RD-36

Configuration

- Connector 1: BNC Male
- Connector 2: HD-BNC Male
- Cable Type: Belden 4694R-RD

Features

- Max Frequency 12 GHz
- 84.5% Phase Velocity
- PVC Jacket
- Meets SMPTE ST 2082-1
- Backwards Compatible with 2081-1
- 12Gb/s Transmission
- Cost Effective

Applications

- General Purpose
- Laboratory Use
- 12G-SDI, Video, and Broadband UHDTV
- Broadband Internet Delivery
- Broadcast A/V
- 4K/8K Video Equipment
- Medical Equipment Requiring High Speed Video
- HD Cameras

Description

Pasternack's PE3C8742/RD-36 75 ohm BNC male to 75 ohm HD-BNC male 36 inch cable using 75 ohm 4694R-RD coax is part of our full line of RF components available for same-day shipping. Pasternack's flexible RF cable assemblies are ideal for applications where tight bends and flexure are required. This Pasternack BNC to HD-BNC cable assembly has a male to male gender configuration with 75 ohm flexible Belden 4694R-RD coax. The PE3C8742/RD-36 BNC male to HD-BNC male cable assembly operates to 12 GHz and enables 12Gb/s data transfer rates for high resolution uncompressed video signal transmission. These products offer 4K and Ultra-HD quality signals that meet SMPTE Standard 2082-1.

Custom versions of most RF cable assemblies can be built and shipped same day. Custom cable assembly lengths can be obtained by specifying the desired length on the web site at time of order or by contacting a sales representative. Other available RF cable assembly value added services include connector orientation or clocking, heat shrink booting and custom labeling. RF testing can also be performed to document the electrical performance of your cable assembly.

Click the following link (or enter part number in "SEARCH" on website) to obtain additional part information including price, inventory and certifications: [75 Ohm BNC Male to 75 Ohm HD-BNC Male 12G SDI Cable 36 Inch Length Using 75 Ohm 4694R-RD Coax PE3C8742/RD-36](#)



75 Ohm BNC Male to 75 Ohm HD-BNC Male 12G SDI
Cable 36 Inch Length Using 75 Ohm 4694R-RD Coax

RF Cable Assemblies Technical Data Sheet

PE3C8742/RD-36

Electrical Specifications

Description	Minimum	Typical	Maximum	Units
Frequency Range	DC		12	GHz
VSWR			1.5:1	
Velocity of Propagation		84.5		%
Group Delay		1.2 [3.94]		ns/ft [ns/m]
Capacitance		15.9 [52.17]		pF/ft [pF/m]
Inductance		0.106 [0.35]		uH/ft [uH/m]
DC Resistance Inner Conductor		6.4 [21]		Ω /1000ft [Ω /Km]
DC Resistance Outer Conductor		2.8 [9.19]		Ω /1000ft [Ω /Km]
Operating Voltage (AC)			300	Vrms

Specifications by Frequency

Description	F1	F2	F3	F4	F5	Units
Frequency	0.5	1	2.5	5	12	GHz
Insertion Loss (Typ.)	0.33	0.38	0.49	0.62	0.89	dB

Electrical Specification Notes:

The Insertion Loss data above is based on the performance specifications of the coax and connectors used in this assembly. The Insertion Loss includes an estimated insertion loss of 0.1 dB per connector.

Mechanical Specifications

Cable Assembly

Length* 36 in [914.4 mm]

Weight 0.1 lbs [45.36 g]

Cable

Cable Type Belden 4694R-RD

Impedance 75 Ohms

Inner Conductor Type Solid

Inner Conductor Material and Plating Copper, Silver

Dielectric Type HDPE

Number of Shields 1

Shield Layer 1 Aluminum Polyester

Shield Layer 2 Tinned Copper

Jacket Material PVC, Red

Jacket Diameter 0.274 in [6.96 mm]

Click the following link (or enter part number in "SEARCH" on website) to obtain additional part information including price, inventory and certifications: [75 Ohm BNC Male to 75 Ohm HD-BNC Male 12G SDI Cable 36 Inch Length Using 75 Ohm 4694R-RD Coax PE3C8742/RD-36](#)



75 Ohm BNC Male to 75 Ohm HD-BNC Male 12G SDI
Cable 36 Inch Length Using 75 Ohm 4694R-RD Coax

RF Cable Assemblies Technical Data Sheet

PE3C8742/RD-36

Connectors

Description	Connector 1	Connector 2
Type	BNC Male	HD-BNC Male
Impedance	75 Ohms	75 Ohms
Contact Material and Plating	Brass, Gold	Brass, Gold
Contact Plating Specification	10 µin minimum	10 µin minimum
Dielectric Type	PTFE	PTFE
Outer Conductor Material and Plating	Brass, Nickel	Brass, Nickel
Outer Conductor Plating Specification	50 µin minimum	50 µin minimum
Body Material and Plating	Brass, Nickel	Brass, Nickel
Body Plating Specification	100 µin minimum	100 µin minimum

Environmental Specifications

Temperature

Operating Range

-30 to +75 deg C

Compliance Certifications (see [product page](#) for current document)

Plotted and Other Data

Notes:

- Values at 25°C, sea level.

Click the following link (or enter part number in "SEARCH" on website) to obtain additional part information including price, inventory and certifications: [75 Ohm BNC Male to 75 Ohm HD-BNC Male 12G SDI Cable 36 Inch Length Using 75 Ohm 4694R-RD Coax PE3C8742/RD-36](#)



75 Ohm BNC Male to 75 Ohm HD-BNC Male 12G SDI
Cable 36 Inch Length Using 75 Ohm 4694R-RD Coax

RF Cable Assemblies Technical Data Sheet

PE3C8742/RD-36

How to Order

Part Number Configuration:

PE3C8742/RD - xx uu

Unit of Measure:
cm = Centimeters
<blank> = Inches
Length
Base Number

Example: PE3C8742/RD-12 = 12 inches long cable
PE3C8742/RD-100cm = 100 cm long cable

75 Ohm BNC Male to 75 Ohm HD-BNC Male 12G SDI Cable 36 Inch Length Using 75 Ohm 4694R-RD Coax from Pasternack Enterprises has same day shipment for domestic and International orders. Our RF, microwave and millimeter wave products maintain a 99.4% availability and are part of the broadest selection in the industry.

Click the following link (or enter part number in "SEARCH" on website) to obtain additional part information including price, inventory and certifications: [75 Ohm BNC Male to 75 Ohm HD-BNC Male 12G SDI Cable 36 Inch Length Using 75 Ohm 4694R-RD Coax PE3C8742/RD-36](https://www.pasternack.com/75-ohm-bnc-male-to-75-ohm-hd-bnc-male-12g-sdi-cable-36-inch-length-using-75-ohm-4694r-rd-coax-pe3c8742-rd-36)

URL: <https://www.pasternack.com/75-ohm-bnc-male-to-75-ohm-hd-bnc-male-12g-sdi-cable-36-inch-length-using-4694r-rd-pe3c8742-rd-36-p.aspx>

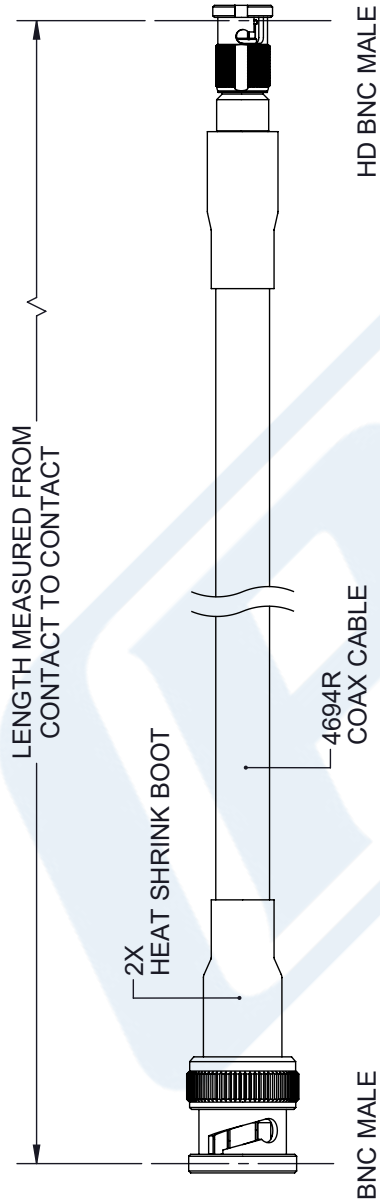
The information contained in this document is accurate to the best of our knowledge and representative of the part described herein. It may be necessary to make modifications to the part and/or the documentation of the part, in order to implement improvements. Pasternack reserves the right to make such changes as required. Unless otherwise stated, all specifications are nominal. Pasternack does not make any representation or warranty regarding the suitability of the part described herein for any particular purpose, and Pasternack does not assume any liability arising out of the use of any part or documentation.

PE3C8742/RD-36 CAD Drawing

75 Ohm BNC Male to 75 Ohm HD-BNC Male 12G SDI Cable

36 Inch Length Using 75 Ohm 4694R-RD Coax

REVISIONS		
REV.	DESCRIPTION	DATE
A	INITIAL RELEASE	4/29/22
		APPROVED AGANWANI



PE3C8742/ZZ (ZZ = CABLE COLOR DESIGNATION)	COAX CABLE COLOR
PE3C8742/BK	BLACK
PE3C8742/BL	BLUE
PE3C8742/GR	GREEN
PE3C8742/OR	ORANGE
PE3C8742/RD	RED
PE3C8742/VI	VIOLET
PE3C8742/WH	WHITE
PE3C8742/YW	YELLOW

UNLESS OTHERWISE SPECIFIED LEADING DIMENSIONS ARE INCHES DIMENSIONS IN [] ARE MILLIMETERS


TOLERANCES:

.X = ±.2 [.508] FRACTIONS ± 1/32
 .XX = ±.02 [.51] ANGLES ± 1°
 .XXX = ±.005 [.13]

CABLE LENGTH (L), TOLERANCES:


L ≤ 12 [305] = +1 [25] / -0
 12 [305] < L ≤ 60 [1524] = +2 [51] / -0
 60 [1524] < L ≤ 120 [3048] = +4 [102] / -0
 120 [3048] < L ≤ 300 [7620] = +6 [152] / -0
 300 [7620] < L = +5%L / -0

ALL DIMENSIONS SHOWN ARE FOR REFERENCE ONLY.



Pasternack Enterprises, Inc.
 P. O. Box 16759, Irvine, CA 92623.
 Phone: 1.949.261.1920 | 1.866.727.8376
 Fax: 1.949.261.7451
 Website: www.pasternack.com
 E-mail: sales@pasternack.com

THIRD-ANGLE PROJECTION



THE INFORMATION AND DESIGN IN THIS DOCUMENT IS THE PROPERTY OF PASTERNAK CORPORATION ALL RIGHTS RESERVED.

SHEET 1 OF 1

SCALE N/A

SIZE	CAGE CODE	DRAWN BY	ITEM NO.	REV	REV
A	53919	HBAKKE	PE3C8742/ZZ	N/A	A

THESE COMMODITIES, TECHNOLOGY OR SOFTWARE WERE EXPORTED FROM THE UNITED STATES IN ACCORDANCE WITH THE EXPORT ADMINISTRATION REGULATIONS. DIVERSION CONTRARY TO U.S. LAW PROHIBITED.