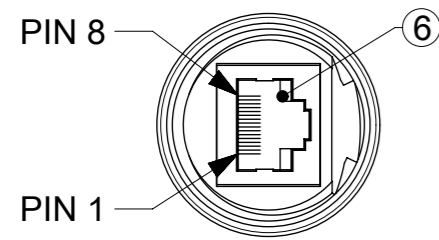
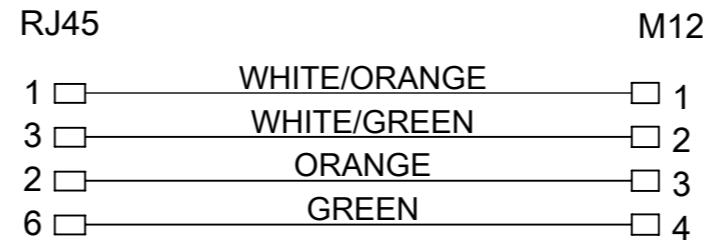
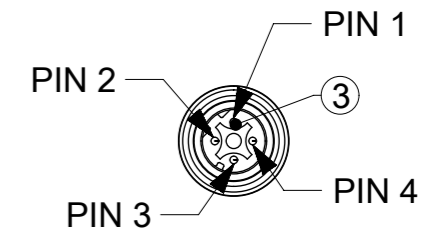
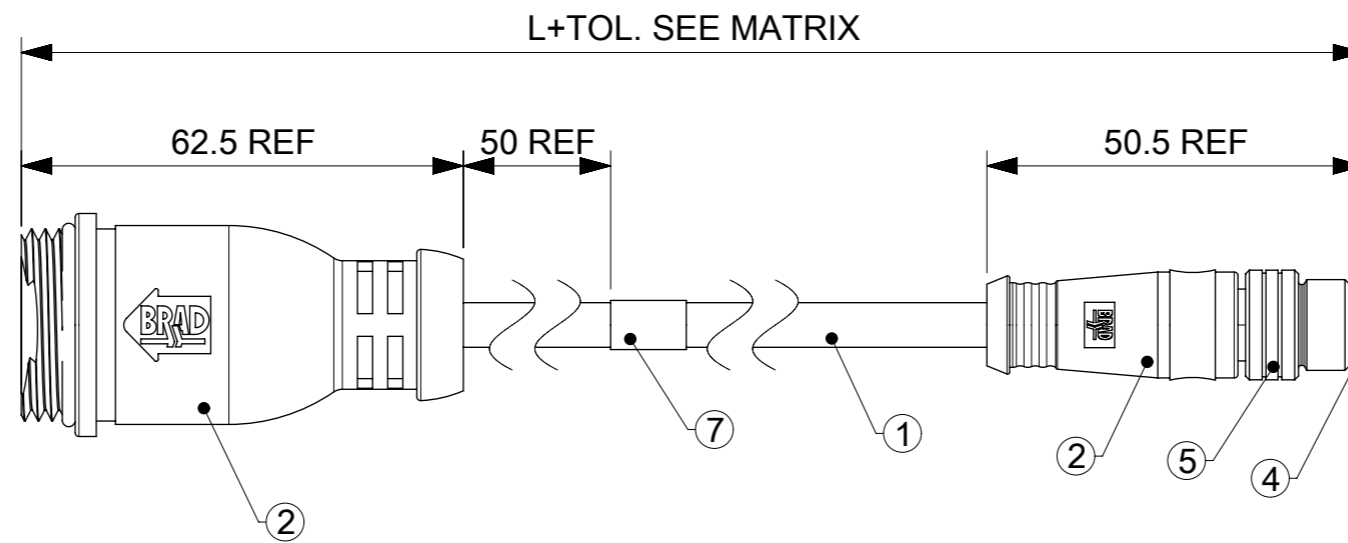


WIRING DIAGRAM



VIEW FROM THE FRONT SIDE



VIEW FROM THE FRONT SIDE

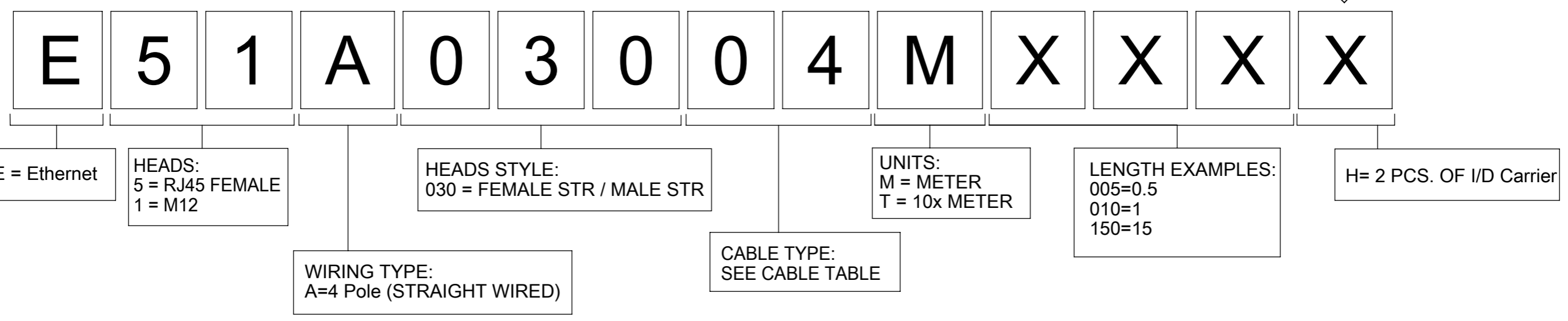
BILL OF MATERIALS

ITEM	QTY.	DESCRIPTION	MATERIAL	FINISH
7	1	LABEL WHITE	-	-
6	1	RJ45 FEMALE	-	-
5	1	COUPLING NUT M12	BRASS	NICKEL PLATED
4	1	INSERT M12 MALE 4POLE BK	ELASTOLLAN	-
3	4	CONTACT MALE	Cu/Ni2	GOLD OVER NICKEL PLATED
2	-	OVERMOULD MATERIAL BK	TPU	-
1	-	CABLE 2x2x24AWG TEAL	TPE	-

THIS DRAWING CONTAINS INFORMATION THAT IS PROPRIETARY TO MOLEX ELECTRONIC TECHNOLOGIES, LLC AND SHOULD NOT BE USED WITHOUT WRITTEN PERMISSION

EC NO: 111108 DRWN: DSTACHOWIAK CHK'D: MIWASIECZKO REV: A	2016/12/01 2016/12/09	GENERAL TOLERANCES (UNLESS SPECIFIED)		DIMENSION UNITS	SCALE	<p>M12 D-CODE MALE-FEMALE RJ45 XM</p> <p>PRODUCT CUSTOMER DRAWING</p>	
		ANGULAR TOL ± °		mm	1:1		
		4 PLACES ±	DRWN BY	DATE	DSTACHOWIAK 2016/12/01		
		3 PLACES ±	CHK'D BY	DATE			
2 PLACES ±	APPR BY	DATE	MIWASIECZKO 2016/12/09				
1 PLACE ±	DRAFT WHERE APPLICABLE MUST REMAIN WITHIN DIMENSIONS		DRAWING SIZE	THIRD ANGLE PROJECTION	SERIES	MATERIAL NUMBER	CUSTOMER
0 PLACES ±			A3		130048	SEE MATRIX(PAGE 2)	GENERAL MARKET
		DOCUMENT NUMBER	DOC TYPE	DOC PART	SHEET NUMBER		
		1300488150	PSD	000	1 OF 2		

# PART No MATRIX



CABLE TYPE	WIRE GAUGE	CABLE JACKET	OD[mm]	COLOR	MAX OPERATING VOLTAGE	INSTALATION AND OPERATING TEMPERATURE	SHIELD
4	24 AWG	TPE	5.59 MAX	TEAL	600 V RMS	-20°C TO +75°C	NO

OVER	UP TO AND INCLUDING	TOLERANCE
0	1000	+40 0
1000	5000	+60 0
5000	10000	+80 0
10000	20000	+140 0
20000	30000	+160 0
30000	>	+1% OF LENGTH

## PART LIST

MOLEX PN	ENGINEERING No	L [mm]
1300488150	E51A03004M005	500
1300488151	E51A03004M010	1000
1300488152	E51A03004M020	2000
1300488153	E51A03004M030	3000
1300488154	E51A03004M040	4000
1300488155	E51A03004M050	5000
1300488156	E51A03004M060	6000
1300488157	E51A03004M100	10000

RELEASE STATUS P1 RELEASE DATE 09.12.2016 07:39:45

THIS DRAWING CONTAINS INFORMATION THAT IS PROPRIETARY TO MOLEX ELECTRONIC TECHNOLOGIES, LLC AND SHOULD NOT BE USED WITHOUT WRITTEN PERMISSION

EC NO: 111108 DRWN: DSTACHOWIAK CHK'D: REV APPR: MIWASIECZKO	2016/12/01	2016/12/09	GENERAL TOLERANCES (UNLESS SPECIFIED)		DIMENSION UNITS	SCALE			
			ANGULAR TOL ± °		mm	1:1			
			4 PLACES ±		DRWN BY	DATE		M12 D-CODE MALE-FEMALE RJ45 XM	
			3 PLACES ±		DSTACHOWIAK	2016/12/01			
			2 PLACES ±		CHK'D BY	DATE			
		1 PLACE ±		APPR BY	DATE				
		0 PLACES ±		MIWASIECZKO	2016/12/09	PRODUCT CUSTOMER DRAWING			
		DRAFT WHERE APPLICABLE MUST REMAIN WITHIN DIMENSIONS		DRAWING SIZE	THIRD ANGLE PROJECTION	SERIES	MATERIAL NUMBER	CUSTOMER	
				A3		130048	SEE MATRIX(PAGE 2)	GENERAL MARKET	
						DOCUMENT NUMBER	DOC TYPE	DOC PART	SHEET NUMBER
						1300488150	PSD	000	2 OF 2