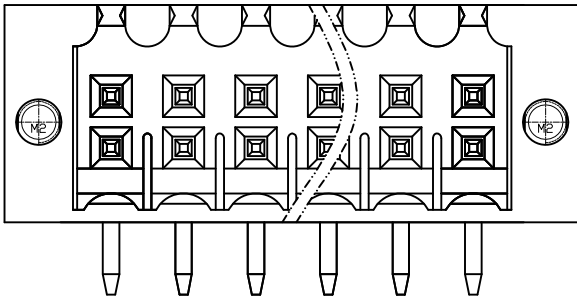
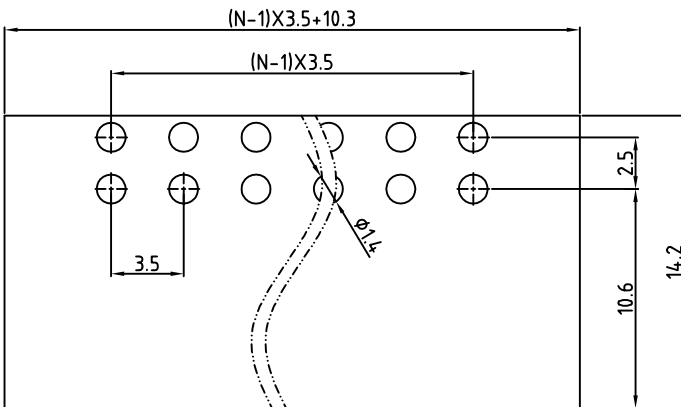
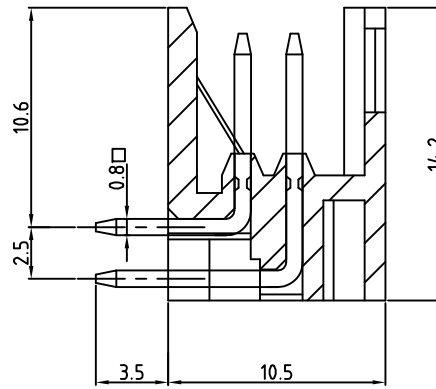
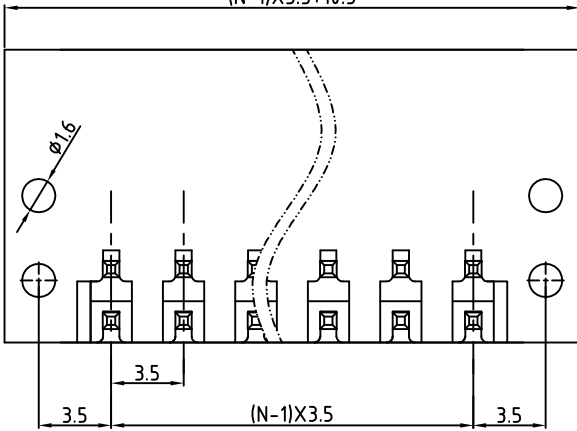


Transfer or duplication of this document as well as the utilisation or communication of its content are not permitted unless express consent is granted. Violations give rise to claims for damages. All rights reserved in case of patent, utility model or design patent registrations.

N=Number of contacts



$(N-1) \times 3.5 + 10.3$



PCB LAYOUT

Technical Data:

Electrical

Pitch: 3.5mm

Voltage rating: 300V

Current rating: 12 Amps

Withstanding Voltage: 2500VAC(1min)

Mechanical:

Operating temperature: -40°C to +105°C

Soldering temperature

Temperature= 250°C±10°C /5 seconds max

Safety approval:

RoHS Compliance

Part No.:

OSTVXXX1201

No. of Poles

02 2 Poles

03 3 Poles

... ..

24 24 Poles

COLOR

0: Black (Standard)

2: Red

3: Orange

4: Yellow

5: Green

6: Blue

8: Grey

Nonstandard colors
Mins could apply

4	Flange nut	Copper Alloy	Tin plated	2
3	short Pin	Copper Alloy	Tin plated	1xN
2	Long Pin	Copper Alloy	Tin plated	1xN
1	Body	PA66-30%GF UL94V		1
ITEM	NAME OF PART	MATERIAL	NOTES	Q"TY
DWG.	DATE	UNITS: MM	SHEET: 1 OF 1	Tolerance
CHK.	DATE	SCALE: NONE 4:1 (:)	REV.: A	X. ±0.50
APP.	DATE	TITLE: OSTVX SERIES 3.5MM WITH FLANGE RIGHT ANGLE		X.XX ±0.30
		PART NO. OSTVXXX1201		X° ±1°
		DWG NO. OSTVXXX1201		

REV	△	SIGN	DESCRIPTION	CHK.	DATE



ON-SHORE TECHNOLOGY, INC.

