

THIS DRAWING IS UNPUBLISHED.

RELEASED FOR PUBLICATION

© COPYRIGHT - By -

ALL RIGHTS RESERVED.

LOC  
AF

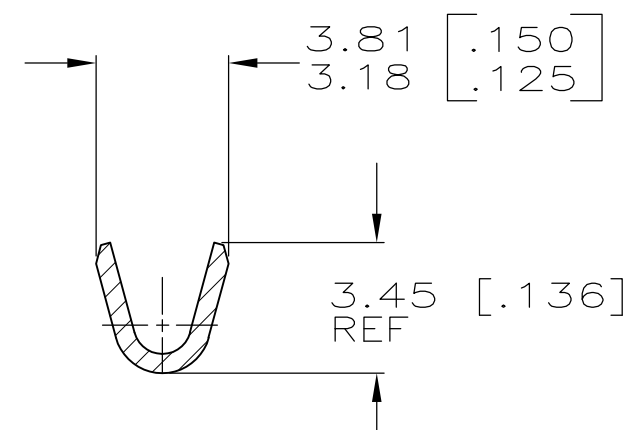
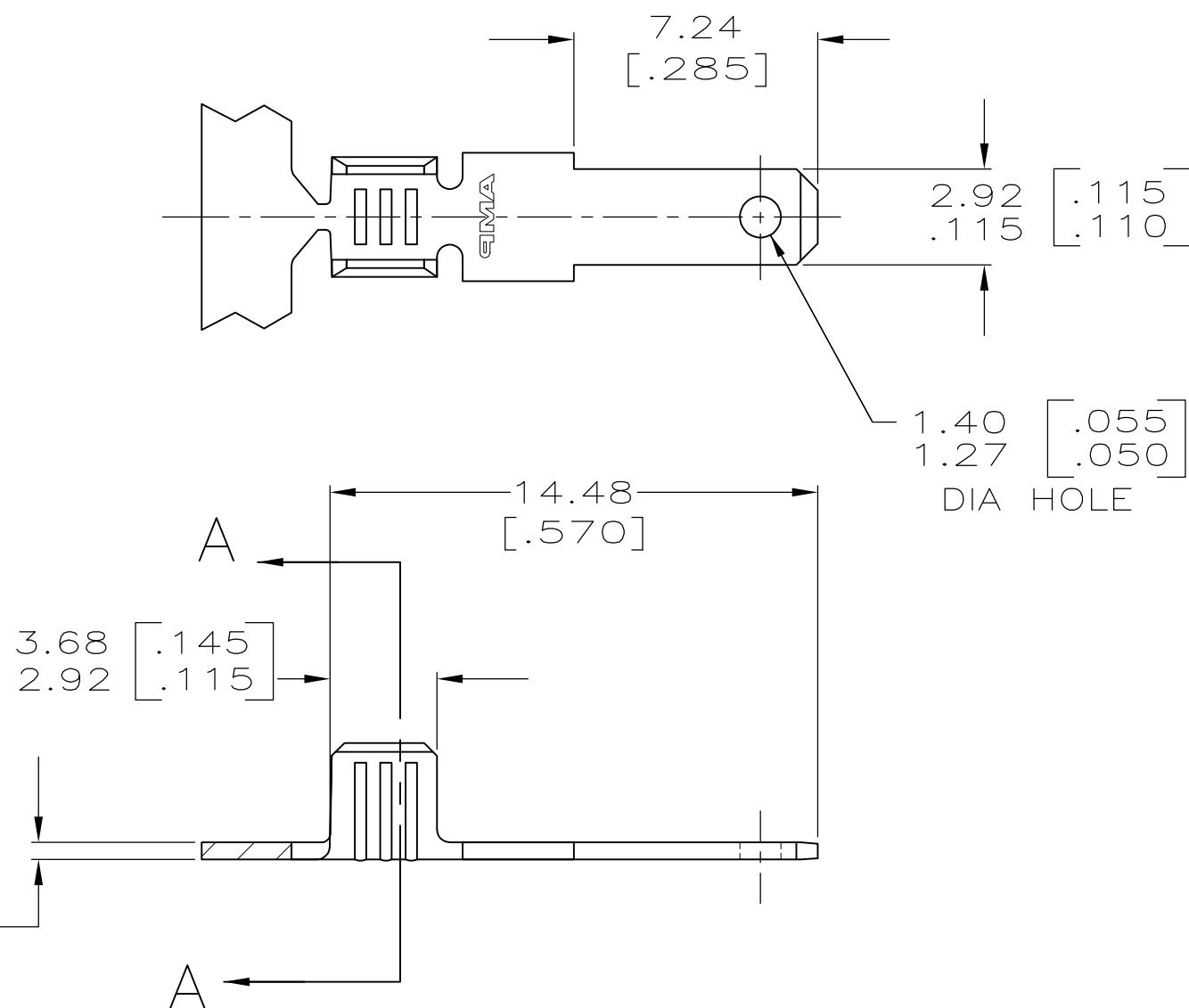
DIST  
50

REVISIONS

P	LTR	DESCRIPTION	DATE	DWN	APVD
	B	REVISED PER ECR-13-011489	14DEC2013	KH	PD


1 CONTINUOUS STRIP ON REELS

2 WIRE SIZE IS [#20-#16] AWG.



1217118-1

PART NUMBER

THIS DRAWING IS A CONTROLLED DOCUMENT.		DWN JR RUTH 10/30/98	 <b>TE Connectivity</b>														
DIMENSIONS: mm [INCHES]		CHK MS FEHER 10/30/98															
TOLERANCES UNLESS OTHERWISE SPECIFIED:		APVD S HEADER 10/30/98	NAME TAB, FASTON, 2.79 [.110] SERIES														
<table border="0"> <tr><td>0 PLC</td><td>± -</td></tr> <tr><td>1 PLC</td><td>± -</td></tr> <tr><td>2 PLC</td><td>± 0.025 [.010]</td></tr> <tr><td>3 PLC</td><td>± -</td></tr> <tr><td>4 PLC</td><td>± -</td></tr> <tr><td>ANGLES</td><td>± -</td></tr> </table>		0 PLC	± -	1 PLC	± -	2 PLC	± 0.025 [.010]	3 PLC	± -	4 PLC	± -	ANGLES	± -	PRODUCT SPEC -	APPLICATION SPEC -		
0 PLC	± -																
1 PLC	± -																
2 PLC	± 0.025 [.010]																
3 PLC	± -																
4 PLC	± -																
ANGLES	± -																
MATERIAL BRASS	FINISH PRE-TIN	WEIGHT -	SIZE A3	CAGE CODE 00779	DRAWING NO C-1217118	RESTRICTED TO -											
CUSTOMER DRAWING			SCALE 5:1	SHEET 1 OF 1	REV B												