

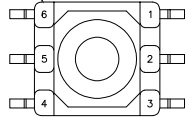
CUSTOMER TERMINAL	RoHS	LEAD(Pb)-FREE
Sn96%, Ag4%	Yes	Yes



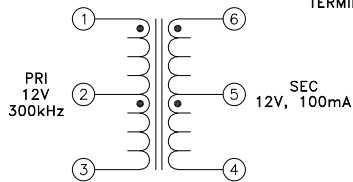
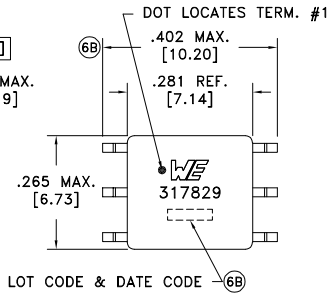
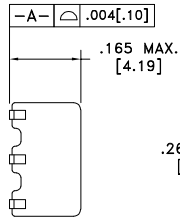
ELECTRICAL SPECIFICATIONS @ 25°C unless otherwise noted:

PARAMETER	TEST CONDITIONS	VALUE
D.C. RESISTANCE	1-3 @20°C	0.920 ohms max.
D.C. RESISTANCE	6-4 @20°C	0.870 ohms max.
INDUCTANCE	1-2 10kHz, 100mVAC, Ls	480uH min.
INDUCTANCE	2-3 10kHz, 100mVAC, Ls	480uH min.
INTERWINDING CAPACITANCE	1-6 100kHz, 10mVAC, Cs	22.5pF typ.
DIELECTRIC	1-6 3125VAC, 1 second	2500VAC, 1 minute
TURNS RATIO	(6-4):(1-3)	1.05:1, ±2%

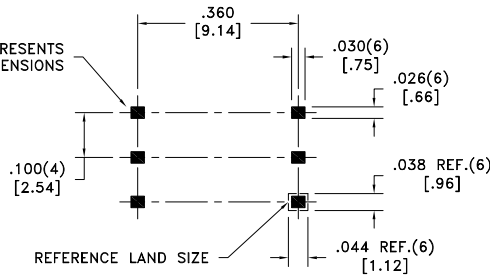
TERM. NO.'s FOR REF. ONLY



6B



AREA REPRESENTS TERMINAL PAD DIMENSIONS



CUSTOMER TO DETERMINE LAND LAYOUT

6C

GENERAL SPECIFICATIONS:

OPERATING TEMPERATURE RANGE: -40°C to +125°C.

VOLTAGE-TIME: 24VuS

Designed to comply with the following requirements as defined by IEC60950-1, EN60950-1, UL60950-1/CSA60950-1 and AS/NZS60950.1:
 - Functional insulation for a secondary circuit at a working voltage of 400Vrms.

6B Qualified to AEC-Q200.

Wire insulation & RoHS status not affected by wire color.
 Wire insulation color may vary depending on availability.

REV.	DATE	Packaging Specifications Method: Tape & Reel PKG-0895 www.we-online.com/midcom		Tolerances unless otherwise specified: Angles: ±1° Fractions: ±1/64 Decimals: ±.005 [.13] Footprint: ±.005 [.13]	DRAWING TITLE TRANSFORMER	PART NO. 750317829
6C	4/21					
6B	12/20			This drawing is dual dimensioned. Dimensions in brackets are in millimeters.	eiSos p/n: 750317829	
6A	5/19	SEE REVISION SHEET FOR REVISION LEVEL				SPECIFICATION SHEET 1 OF 1