

## Module carrier - TC-D37SUB-AIO16-EX-PS-UNI - 2902932

Please be informed that the data shown in this PDF Document is generated from our Online Catalog. Please find the complete data in the user's documentation. Our General Terms of Use for Downloads are valid (<http://phoenixcontact.com/download>)




Universal termination carrier for connecting 16 MACX Analog Ex i signal conditioners to digital or analog I/O cards, via D-SUB connector, 37-pos. (1:1 connection), with HART multiplexer connection

### Your advantages

- Mechanically decoupled, passive PCB
- Robust aluminum profile with integrated DIN rail
- Side parts with integrated end clamps
- D-SUB pin strip system connection, 37-pos. (1:1 connection)
- Simple or redundant supply (decoupled from diode, protected against polarity reversal) and monitoring function implemented via separate DIN rail module
- Interface for connection to HART multiplexer
- Cable sets for signal connection are supplied as standard and do not have to be ordered separately

### Key Commercial Data

Packing unit	1 pc
GTIN	 4 046356 697989
GTIN	4046356697989

### Technical data

#### Note

Utilization restriction	EMC: class A product, see manufacturer's declaration in the download area
-------------------------	---

#### Dimensions

Width	242 mm
Height	170 mm
Depth	160 mm

#### Ambient conditions

Ambient temperature (operation)	-20 °C ... 60 °C (Please observe module specifications)
---------------------------------	---

# Module carrier - TC-D37SUB-AIO16-EX-PS-UNI - 2902932

## Technical data

### Ambient conditions

Ambient temperature (storage/transport)	-40 °C ... 80 °C
Maximum altitude	≤ 2000 m
Permissible humidity (operation)	5 % ... 95 % (non-condensing)
Degree of protection	IP00
Shock	15g, according to IEC 60068-2-27
Vibration (operation)	2g, according to IEC 60068-2-6

### General

Nominal voltage $U_N$	< 30 V DC (Per signal/channel)
Max. permissible current	23 mA (Signal/channel)

### Supply

Designation	Power module
Note	Power supply via 2904673 TC-MACX-MCR-PTB power supply and error signaling module.
Input voltage	24 V DC
Input voltage range	19.2 V DC ... 30 V DC
Input current	≤ 2 A
Redundant supply	yes, decoupled from diodes
Polarization and surge protection	Yes
Output name	Switching output
Contact type	1 N/C contact (alarm = open)
Maximum switching voltage	50 V DC (0.3 A)
Fuse	2x 2.5 A on PCB, slow-blow (replaceable)
Status display	1 x red LED (error)
	2x green LEDs (PWR1 and PWR2)

### Connection data

Connection name	Power supply
Connection method	Screw connection
Stripping length	7 mm
Number of connections	1
Number of positions	6
Conductor cross section solid	0.14 mm <sup>2</sup> ... 2.5 mm <sup>2</sup>
Conductor cross section flexible	0.14 mm <sup>2</sup> ... 2.5 mm <sup>2</sup>
Conductor cross section AWG	24 ... 12

### Connection data 2

Connection name	Controller level
Connection method	D-SUB pin strip
Number of connections	1
Number of positions	37

### Connection data 3

## Module carrier - TC-D37SUB-AIO16-EX-PS-UNI - 2902932

### Technical data

#### Connection data 3

Connection name	X11
Connection method	IDC/FLK pin strip
Number of connections	1
Number of positions	14
Note	For connecting 16 HART devices to HART multiplexers

#### Connection data 4

Connection name	X12
Connection method	IDC/FLK pin strip
Number of connections	1
Number of positions	14
Note	For connecting a second TC-D37SUB-AIO16-EX-PS-UNI (additional 16 HART channels)

### Standards and Regulations

Designation	Air clearances and creepage distances
Standards/regulations	DIN EN 50178
Rated insulation voltage	50 V
Rated surge voltage	0.5 kV
Insulation	Basic insulation
Degree of pollution	2
Overvoltage category	II
Shock	15g, according to IEC 60068-2-27
Vibration (operation)	2g, according to IEC 60068-2-6
ATEX	# II 3 G Ex nA IIC T4 Gc X
UL, USA/Canada	UL 61010 Listed
	Class I, Div. 2, Groups A, B, C, D T4
	Class I, Zone 2, Group IIC


### Environmental Product Compliance

REACH SVHC	Lead 7439-92-1
China RoHS	Environmentally Friendly Use Period = 50
	For details about hazardous substances go to tab "Downloads", Category "Manufacturer's declaration"

### Drawings

# Module carrier - TC-D37SUB-AIO16-EX-PS-UNI - 2902932

Circuit diagram



## Articles in set

Cable set - TC-C-MAX2-SC-31320000 - 2902425



Cable set for signal transmission on the Termination Carrier for modules from the MACX Analog Ex series. Connection of terminal points 3.1 and 3.2 (signal transmission) to the signal PCB.

Cable set - TC-C-PTB3-SC-SET1 - 2905216



Cable set for TC-MACX-MCR-PTB power and fault signaling module (Order No. 2904673), for use on the Termination Carrier for signal conditioners from the MACX Analog Ex series.

DIN rail bus connectors - ME 17,5 TBUS 1,5/ 5-ST-3,81 GN - 2709561



DIN rail connector for DIN rail mounting. Universal for TBUS housing. Gold-plated contacts, 5-pos.

DIN rail bus connectors - ME 6,2 TBUS-2 1,5/5-ST-3,81 GN - 2869728



DIN rail connector for DIN rail mounting. Universal for TBUS housing. Gold-plated contacts, 5-pos.

# Module carrier - TC-D37SUB-AIO16-EX-PS-UNI - 2902932

## Articles in set

### Approvals

#### Approvals


#### Approvals


UL Listed / cUL Listed / EAC / cULus Listed

#### Ex Approvals

ATEX / UL Listed / cUL Listed / cULus Listed

### Approval details

UL Listed		<a href="http://database.ul.com/cgi-bin/XYV/template/LISEXT/1FRAME/index.htm">http://database.ul.com/cgi-bin/XYV/template/LISEXT/1FRAME/index.htm</a>	FILE E 330267
Nominal voltage UN		50 V	
Nominal current IN		1 A	

cUL Listed		<a href="http://database.ul.com/cgi-bin/XYV/template/LISEXT/1FRAME/index.htm">http://database.ul.com/cgi-bin/XYV/template/LISEXT/1FRAME/index.htm</a>	FILE E 330267
Nominal voltage UN		50 V	
Nominal current IN		1 A	

EAC			RU C- DE.A*30.B.01742
-----	---	--	--------------------------

cULus Listed			
--------------	---	--	--

Phoenix Contact 2019 © - all rights reserved  
<http://www.phoenixcontact.com>

PHOENIX CONTACT GmbH & Co. KG  
Flachmarktstr. 8  
32825 Blomberg  
Germany  
Tel. +49 5235 300  
Fax +49 5235 3 41200  
<http://www.phoenixcontact.com>