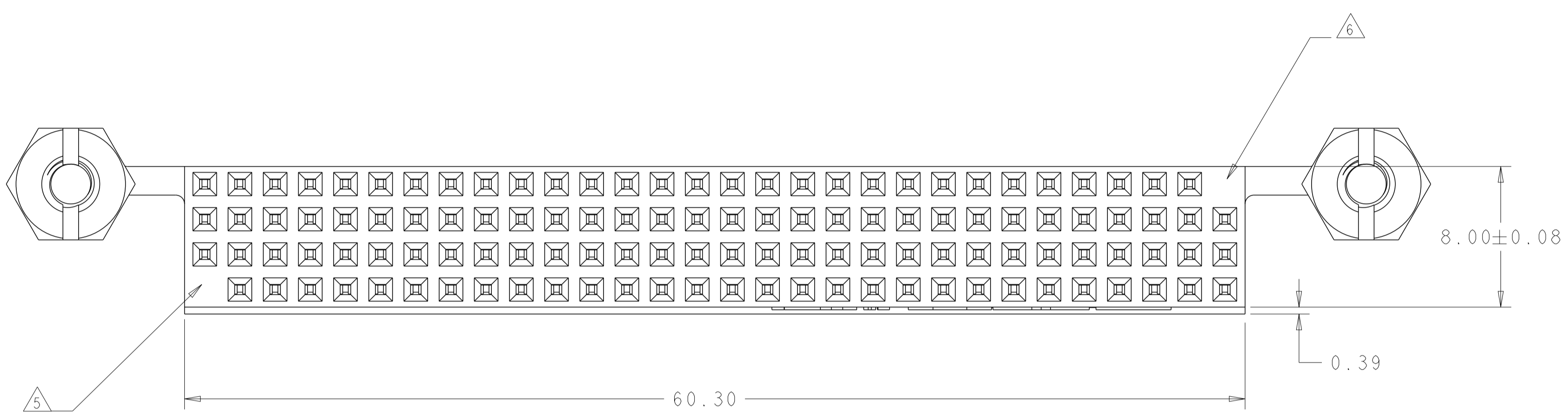
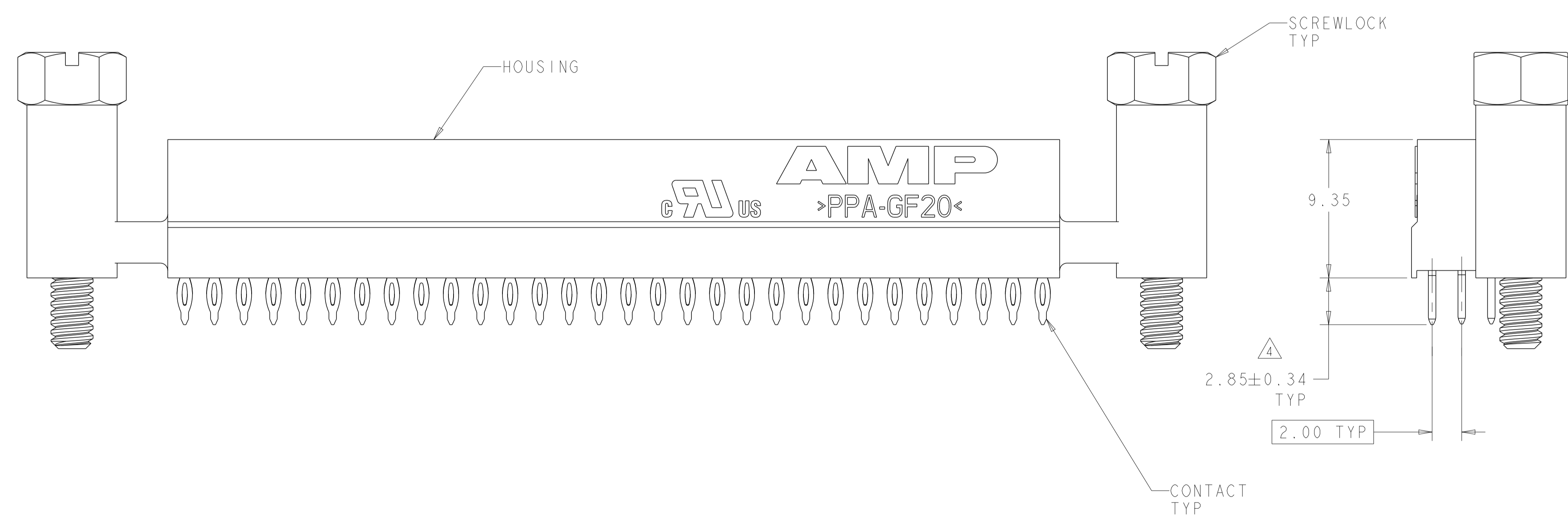


REVISIONS				
P	LTN	DESCRIPTION	DATE	APVD
F4		REVISED PER ECO-16-008038	27MAY2016	NK JO
G		REVISED PER ECO-18-012301	06AUG2018	RS JO



- △1 HOUSING: HIGH TEMPERATURE, GLASS FILLED NYLON, COLOR: BLACK.
CONTACTS: PHOSPHOR BRONZE.
SCREWLOCKS: STEEL.
- △2 CONTACTS: 0.000381 MIN GOLD ON MATING RECEPTACLE END, 0.00254 BRIGHT TIN-LEAD ON REMAINDER, ALL OVER 0.001270 NICKEL.
SCREWLOCKS: CLEAR CHROMATE OVER ZINC.
- △3 PCB HOLE RECOMMENDATIONS:
A. DRILL HOLE DIAMETER TO BE 1.00±0.02.
B. PLATING TO BE 0.005 MIN TIN-LEAD OVER 0.025-0.075 COPPER.
C. RECOMMENDED FINISH HOLE SIZE IS 0.88±0.08.
- △4 DIMENSION AFTER SEATING TO PCB.
- △5 NO CONTACT IN THIS POSITION FOR PART NUMBER 1375798-2, -5 ONLY.
- △6 NO CONTACT IN THIS POSITION FOR PART NUMBER 1375798-3, -6 ONLY.
- △7 CONTACTS: 0.000381 MIN GOLD ON MATING RECEPTACLE END, 0.00254-0.00508 MATTE TIN-LEAD ON REMAINDER, ALL OVER 0.001270 NICKEL.
SCREWLOCKS: CLEAR CHROMATE OVER ZINC.
- △8 TO BE USED ON SILVER IMMERSION PLATED PCB'S (NOTE 9).
- △9 PCB HOLE RECOMMENDATIONS FOR SILVER IMMERSION PLATING:
A. DRILL HOLE DIAMETER TO BE 1.00-1.02.
B. PLATING TO BE 0.0001524-0.0004064 SILVER OVER 0.0508±0.0254 COPPER.
C. RECOMMENDED FINISH HOLE SIZE IS 0.94-0.97.
- △10 PCB HOLE RECOMMENDATIONS FOR ENIG PLATING:
A. DRILL HOLE DIAMETER TO BE 1.00-1.02.
B. PLATING TO BE 0.000051-0.000127 GOLD OVER 0.00305-0.00610 NICKEL ALL OVER 0.0508±0.0254 COPPER.
C. RECOMMENDED FINISH HOLE SIZE IS 0.94-0.97.
- △11 TO BE USED ON STANDARD PCB (NOTE 3) OR ENIG PLATED PCB (NOTE 10).
- △12 OBSOLETE PARTS: OBSOLETE CIS STREAMLINING PER D.RENAUD/D.SINISI



FINISH	KEYED CIRCUITS	PART NO
△8	YES △6	1375798-6
△8	YES △5	1375798-5
△8	NO	1375798-4
△12 △11	YES △6	1375798-3
△12 △11	YES △5	1375798-2
△11	NO	1375798-1

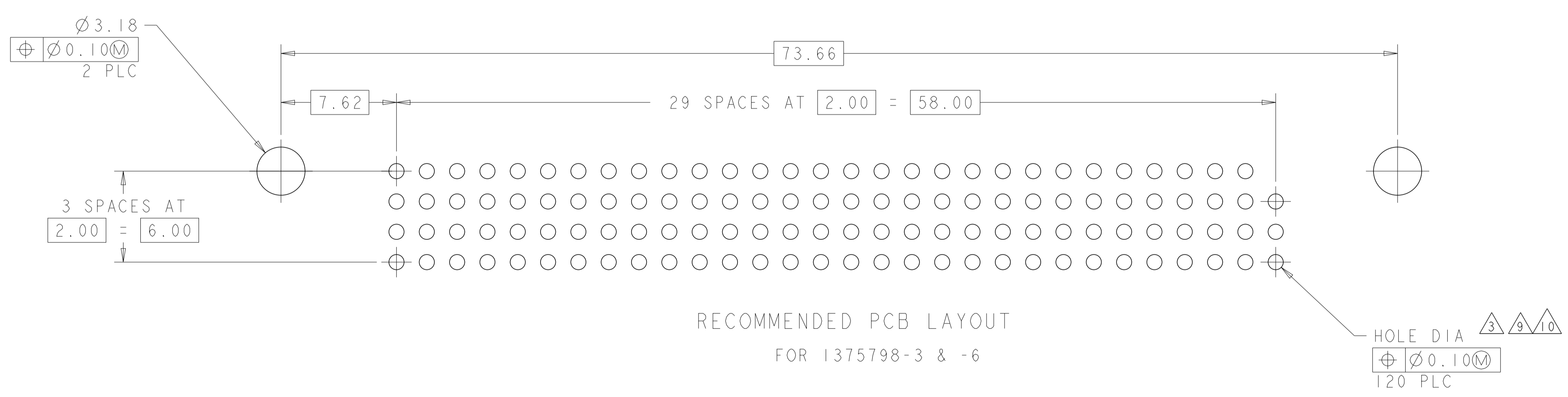
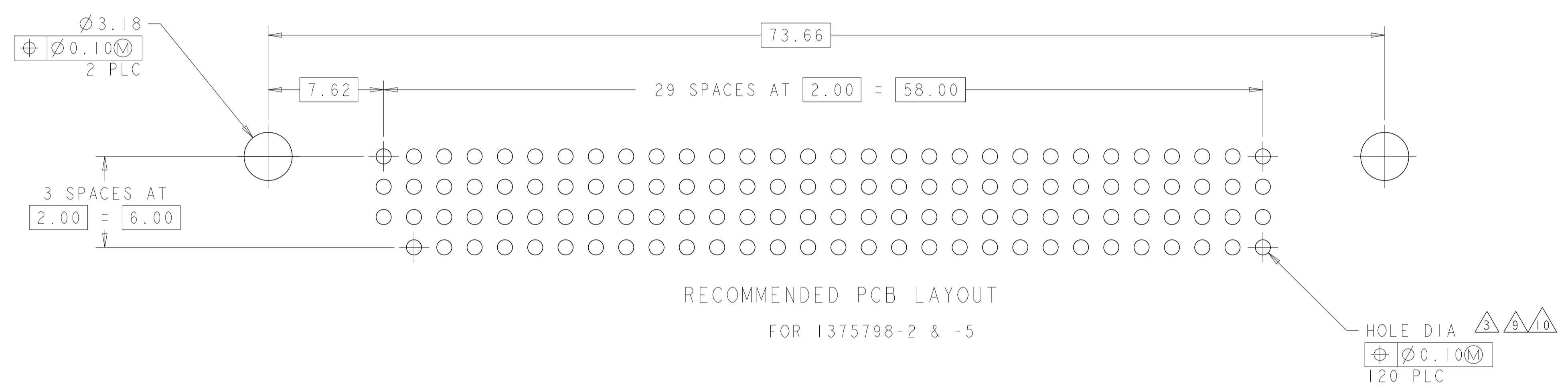
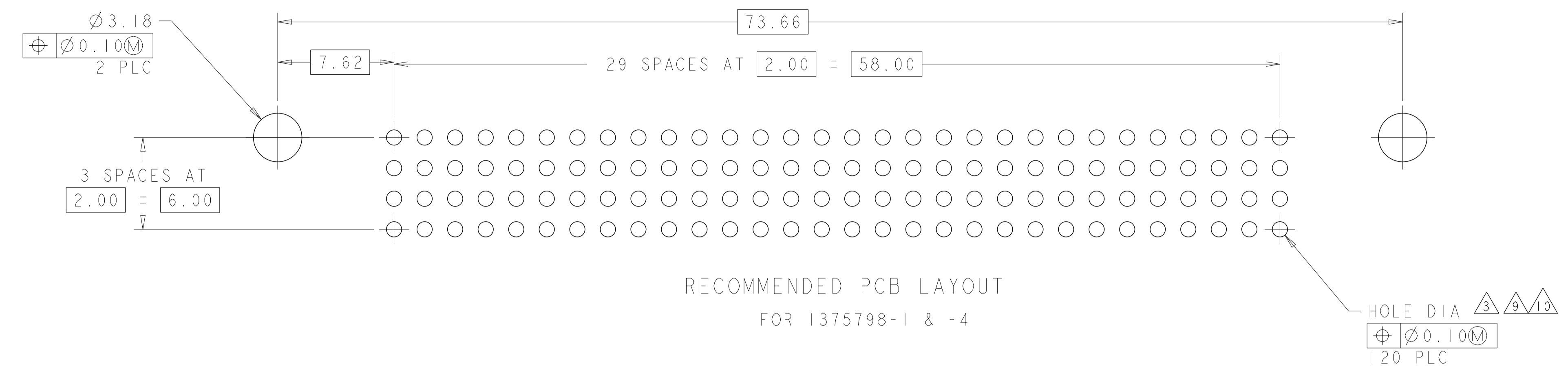
THIS DRAWING IS A CONTROLLED DOCUMENT. DIMENSIONS: mm. TOLERANCES UNLESS OTHERWISE SPECIFIED: 0 PLC ±, 1 PLC ±, 2 PLC ±, 3 PLC ±, 4 PLC ±, ANGLES ±, FINISH.

APVD: J. OLSON 13JUN2001
 NAME: ASSEMBLY, PC/104-PLUS, NON-STACKTHROUGH CONTACTS, 2 STANDOFFS, PRESS FIT
 SIZE: 108-1956
 APPLICATION SPEC: 114-13021
 WEIGHT: -
 CUSTOMER DRAWING

OWN: W.G. LENKER 20JUN2000
 CHK: L. BREKOSKY 15JAN2001
 APVD: J. OLSON 13JUN2001
 NAME: ASSEMBLY, PC/104-PLUS, NON-STACKTHROUGH CONTACTS, 2 STANDOFFS, PRESS FIT
 SIZE: 108-1956
 APPLICATION SPEC: 114-13021
 WEIGHT: -
 CUSTOMER DRAWING

SCALE: 5:1 SHEET 1 OF 2 REV G

REVISIONS				
P.	LTN.	DESCRIPTION	DATE	APVD.
-	-	SEE SHEET 1	-	-



THIS DRAWING IS A CONTROLLED DOCUMENT.		DWN W.G. LENKER 15JAN2001	20JUN2000	STE TE Connectivity											
DIMENSIONS: mm		CHK L. BREKOSKY	15JAN2001												
TOLERANCES UNLESS OTHERWISE SPECIFIED:		APVD J. OLSON	13JUN2001	NAME ASSEMBLY, PC/104-PLUS, NON-STACKTHROUGH CONTACTS, 2 STANDOFFS, PRESS FIT											
<table border="1"> <tr> <td>0 PLC</td> <td>±</td> </tr> <tr> <td>1 PLC</td> <td>±0.01</td> </tr> <tr> <td>2 PLC</td> <td>±</td> </tr> <tr> <td>3 PLC</td> <td>±</td> </tr> <tr> <td>4 PLC</td> <td>±</td> </tr> <tr> <td>ANGLES</td> <td>±</td> </tr> </table>		0 PLC	±		1 PLC	±0.01	2 PLC	±	3 PLC	±	4 PLC	±	ANGLES	±	PRODUCT SPEC 108-1956
0 PLC	±														
1 PLC	±0.01														
2 PLC	±														
3 PLC	±														
4 PLC	±														
ANGLES	±														
MATERIAL		FINISH	WEIGHT	RESTRICTED TO											
CUSTOMER DRAWING		SCALE 5:1	SHEET 2 OF 2	REV G											