

4

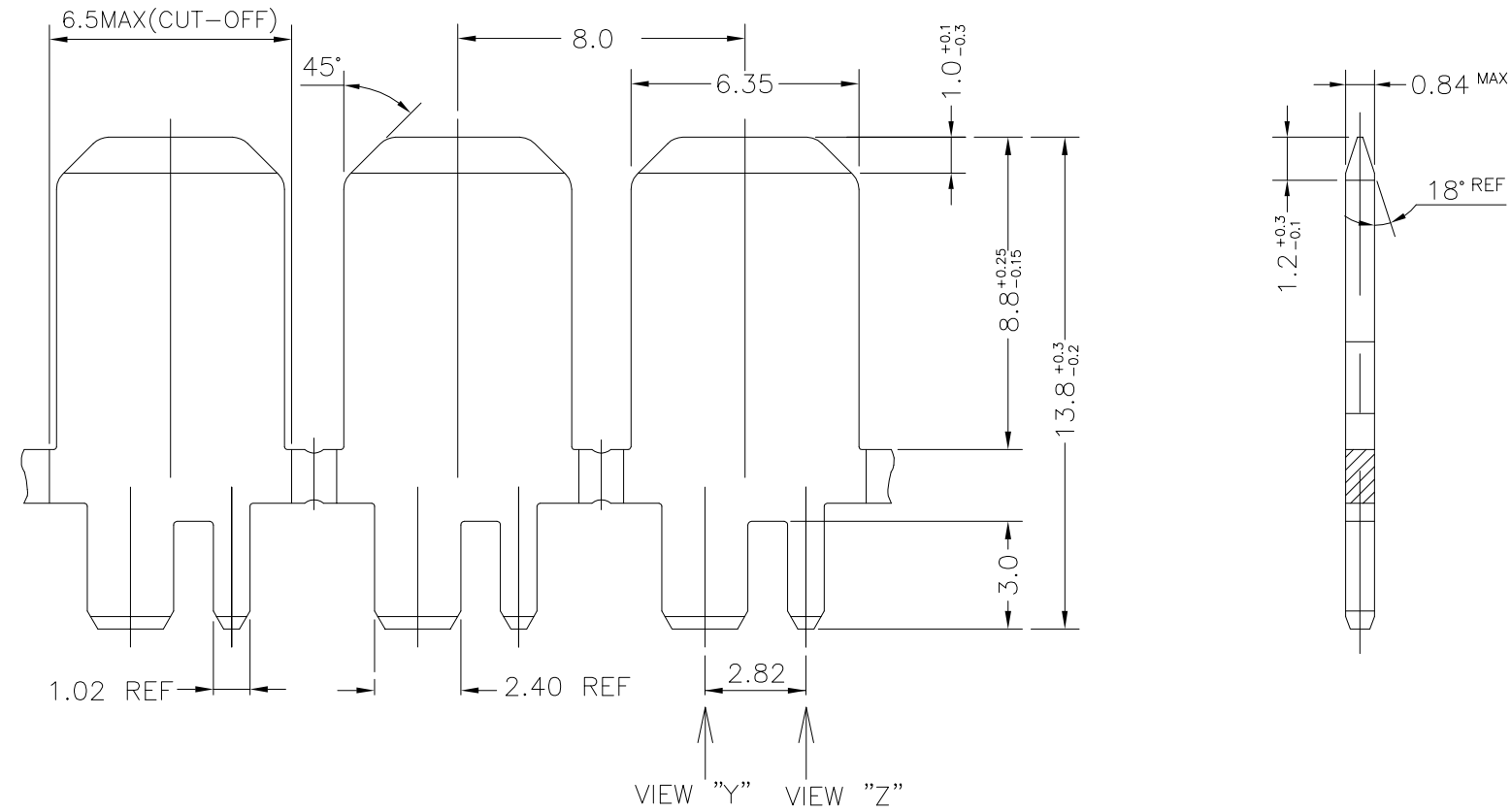
3

2

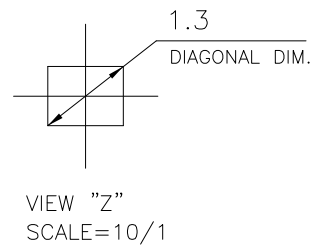
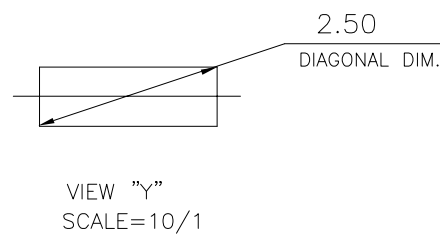
1

THIS DRAWING IS UNPUBLISHED. RELEASED FOR PUBLICATION
© COPYRIGHT BY TYCO ELECTRONICS CORPORATION. ALL RIGHTS RESERVED.

| LOC | DIST | REVISIONS | | | | | |
|-----|------|-----------|-----|-------------------------|------------|-----|------|
| DS | - | P | LTR | DESCRIPTION | DATE | DWN | APVD |
| | | | F1 | REVISED (ECR-13-015583) | 07,OCT,'13 | HS | JK |
| | | | F2 | REVISED (ECR-16-000768) | 19,MAY,'16 | SY | YJ |
| | | | F3 | REVISED (ECR-16-014199) | 07,OCT,'16 | SY | YJ |



- NOTE
1. RECOMMENDED PCB HOLE SIZE : SLOT 2.5X0.96, DIA. ϕ 1.3
 2. MOUNTING TECHNOLOGY : SOLDER TYPE



| FINISH | MATERIAL | Q'TY/REEL | OUT BOX TYPE | PART NUMBER |
|------------------|--------------|------------|--------------|-------------|
| PRE-TINNED | BRASS C2600R | 15M/24"(P) | CARTON | 2-85044-4 |
| PRE-TINNED | BRASS C2600R | 20M/24"(P) | CART | 85044-4 |
| POST-TIN PLATING | BRASS C2600R | 10M/24" | CARTON | 1-85044-3 |

THIS DRAWING IS A CONTROLLED DOCUMENT FOR TYCO ELECTRONICS CORPORATION IT IS SUBJECT TO CHANGE AND THE CONTROLLING ENGINEERING ORGANIZATION SHOULD BE CONTACTED FOR THE LATEST REVISION.

| | | | | |
|---|---|--|---|--------------------|
| DIMENSIONS: MM DIMENSIONS APPLY BEFORE PLATING | TOLERANCES UNLESS OTHERWISE SPECIFIED: 0 <XX<10 ± 0.2 10<XX<30 ± 0.25 30<XX<100 ± 0.3 ANGLES ± 3° | DWN SY SONG CHK CM PARK APVD YJ YOUN PRODUCT SPEC - APPLICATION SPEC - WEIGHT - | TE Connectivity NAME TAB 6.35mm P.C.B | |
| MATERIAL SEE TABLE | FINISH SEE TABLE | CUSTOMER DRAWING | SIZE A3 | CAGE CODE 00779 |
| | | DRAWING NO C-8 5 0 4 4 | | RESTRICTED TO - |
| | | SCALE 5/1 | SHEET 1 | OF 1 |
| | | REV F3 | | |