

(1.00 mm) .0394"

ZA1 SERIES


ULTRA-LOW PROFILE MICRO ARRAYS

SPECIFICATIONS

For complete specifications and recommended PCB layouts see www.samtec.com?ZA1

- Insulator Material:** FR4
- Contact Material:** BeCu
- Plating:** Au over 50 μ" (1.27 μm) Ni
- Current Rating:** 1 A per pin (10 pins powered)
- Operating Temp Range:** -55 °C to +105 °C
- RoHS Compliant:** Yes

APPLICATION



25 g normal force with (0.20 mm) .008" contact deflection

Dual compression or single compression with solder balls

Up to 1,024 contacts/square inch

BeCu contacts

Solder ball option

(1.00 mm) .040" height

HIGH-SPEED CHANNEL PERFORMANCE

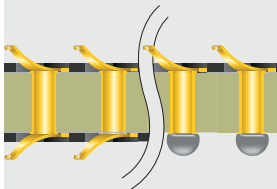
1 mm Stack Height

Rating based on Samtec reference channel. For full SI performance data visit Samtec.com or contact SIG@samtec.com

14
Gbps

Note: Solder ball parts will come with a pick & place pad.

APPLICATION



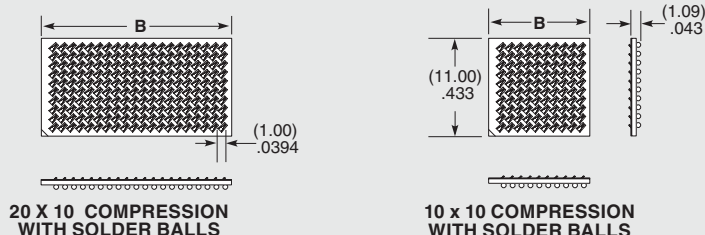
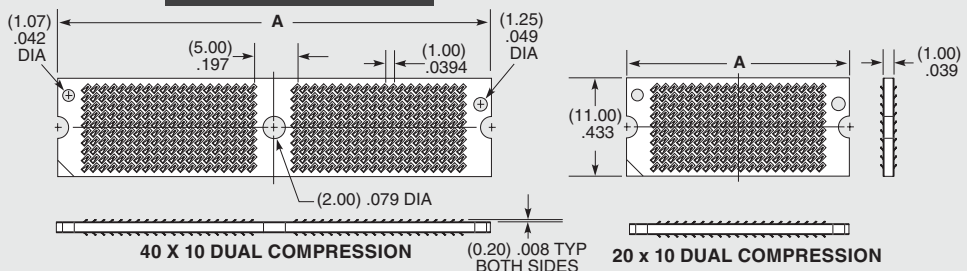
Dual compression or single compression with solder balls

ZA1	POSITIONS PER ROW	TERMINATION	HEIGHT	PLATING	ROWS	SOLDER TYPE
	-10, -20, -30, -40	-1 = Single Compression with Solder Balls (-10 & -20 positions only) -2 = Dual Compression (-10, -20, -30 & -40 positions only)	-1.00 = (1.00 mm) .040" Height	-Z = 6 μ" (0.15 μm) Gold in contact area	-10 = Ten Rows	(Termination -1 only) -1 = Lead -2 = Lead-Free

DESIGN FLEXIBILITY

The Z-Ray® platform is highly-customizable:

PITCH	≥ 0.65 mm
STACK HEIGHT	0.50 mm to 4.00 mm
DENSITY	Up to 1,024 contacts/square inch
RUGGEDIZING	Latches, Thermal Spreaders, Quick-release Spring Constraints
CONSTRUCTION	Multi-layer FR4 (e.g., Pitch Spreaders)



POSITIONS PER ROW	A	B
-10	(14.30) .563	(11.40) .449
-20	(24.30) .957	(21.40) .843
-30	(38.30) 1.508	N/A
-40	(48.30) 1.902	N/A

Note: Some lengths, styles and options are non-standard, non-returnable.

Due to technical progress, all designs, specifications and components are subject to change without notice.

WWW.SAMTEC.COM

All parts within this catalog are built to Samtec's specifications. Customer specific requirements must be approved by Samtec and identified in a Samtec customer-specific drawing to apply.