



circuit breaker 3VA5 UL frame 250 breaking capacity class C 100kA @ 480V 3-pole, line protection TM230, FTAM, In=200A overload protection Ir=200A fixed short-circuit protection li=5...10 x In UL 489 SB (naval), 50° C without connection

Model	
product brand name	SETRON
product designation	Molded-case circuit breaker
product designation / according to UL file	CFAM
Product version	System protection
design of the load switch / acc. to UL 489 / Heating, Air Conditioning, and Refrigeration circuit breaker (HACR Type)	Yes
design of the overcurrent release	TM230
protection function of the overcurrent release	LI
number of poles	3
General technical data	
power loss [W] / maximum	42.5 W
Active power loss / for rated value of the current / at AC / in hot operating state / per pole	14.17 W
mechanical service life (switching cycles) / typical	20 000
electrical endurance (switching cycles) / at 480 V	8 000
electrical endurance (switching cycles) / at 600 V	4 000
Neutral conductors / upgradeable/retrofitable	No
ground-fault monitoring version	Without
product function	
• communication function	No
• other measurement function	No
Current	
marking / acc. to UL 489 / 100%-rated breaker	No
Max. rated operational current of the frame size	250 A
Courant permanent assigné lu	200 A
operational current	
• at 40 °C	200 A
• at 45 °C	200 A
• at 50 °C	200 A
• at 55 °C	192 A
• at 60 °C	186 A
• at 65 °C	181 A
• at 70 °C	175 A
Switching capacity according to IEC 60947	
switching capacity class of the circuit breaker	C
design of short-circuit protection	For switching power values in DC networks, see the 3VA molded case

circuit breaker device manual; link to be found under Service & Support in the last chapter

### Switching capacity according to UL 489

breaking capacity current	
• at 240 V	200 kA
• at 480 V	100 kA
• at 600 V	35 kA

### Adjustable parameters

Adjustable response value current / I <sub>g</sub> min.	200 A
Adjustable response value current / I <sub>g</sub> min.	200 A
Adjustable response value current / I <sub>i</sub> min.	1 000 A
Adjustable response value current / I <sub>i</sub> max.	2 000 A
Ground fault protection / tripping switchable / I <sub>2t</sub> =ON/OFF	No

### Mechanical Design

height [in]	7.3 in
Height	185 mm
width [in]	4.1 in
Width	105 mm
depth [in]	3.3 in
depth	83 mm

### Connections

arrangement of electrical connectors / for main current circuit	Without connection
type of electrical connection / for main current circuit	Without

### Auxiliary circuit

number of CO contacts / for auxiliary contacts	0
--	---

### Accessories

product extension / optional / motor drive	Yes
--	-----

### Environmental conditions

protection class IP / on the front	IP40
ambient temperature	
• during operation / minimum	-25 °C
• during operation / maximum	70 °C
• during storage / minimum	-40 °C
• during storage / maximum	80 °C

### Certificates

reference code / acc. to IEC 81346-2	Q
certificate of suitability / as approval for NAVAL (no combat vessels) / supplement SB	Yes

### General Product Approval

EMC



[Miscellaneous](#)



### Shipping Approval

other



[Miscellaneous](#)

### Further information

Information- and Downloadcenter (Catalogs, Brochures,...)

<http://www.siemens.com/lowvoltage/catalogs>

Industry Mall (Online ordering system)

<https://mall.industry.siemens.com/mall/en/en/Catalog/product?mfb=3VA5220-7EC31-1AA0>

Service&Support (Manuals, Certificates, Characteristics, FAQs,...)

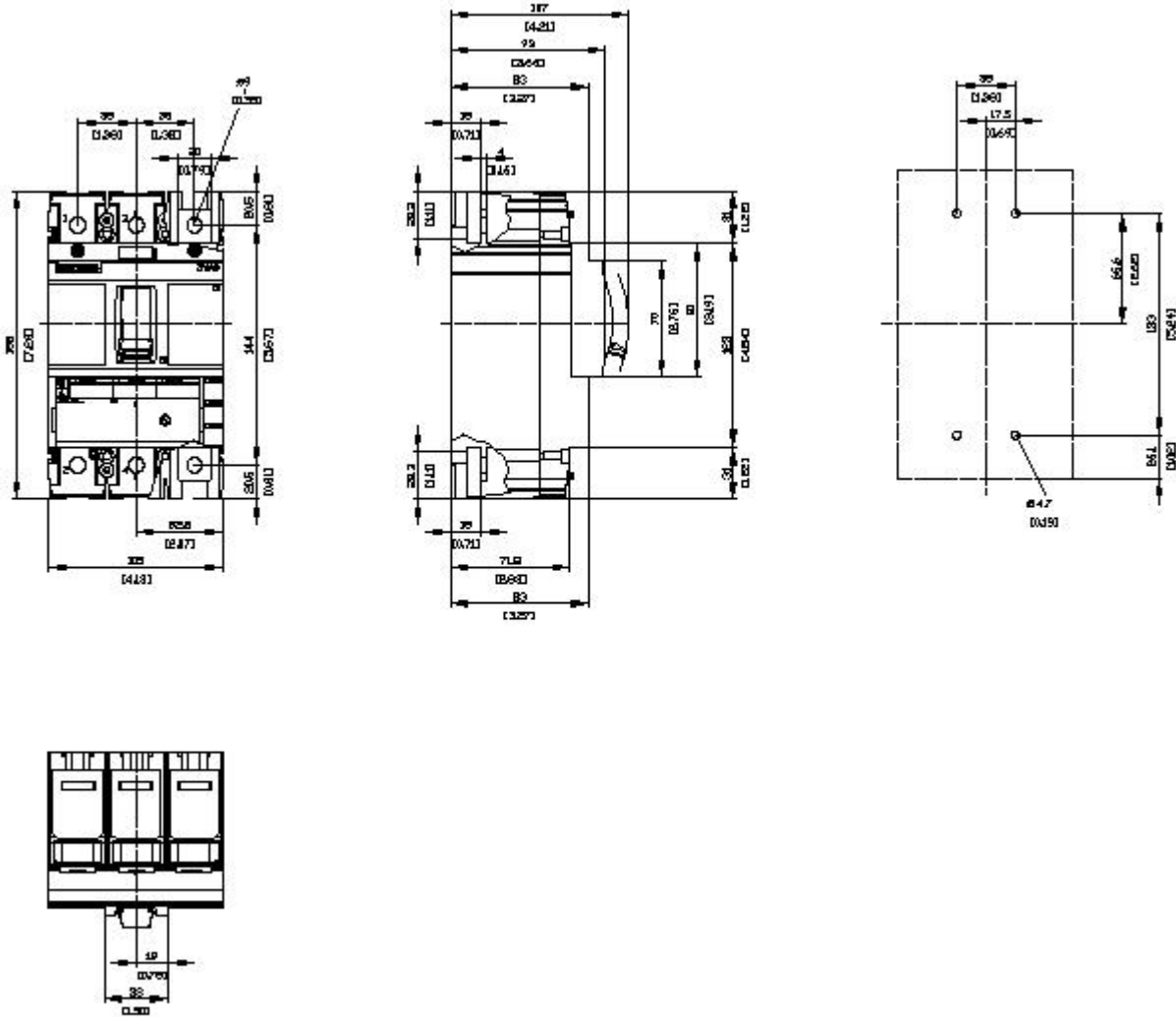
<https://support.industry.siemens.com/cs/ww/en/ps/3VA5220-7EC31-1AA0>

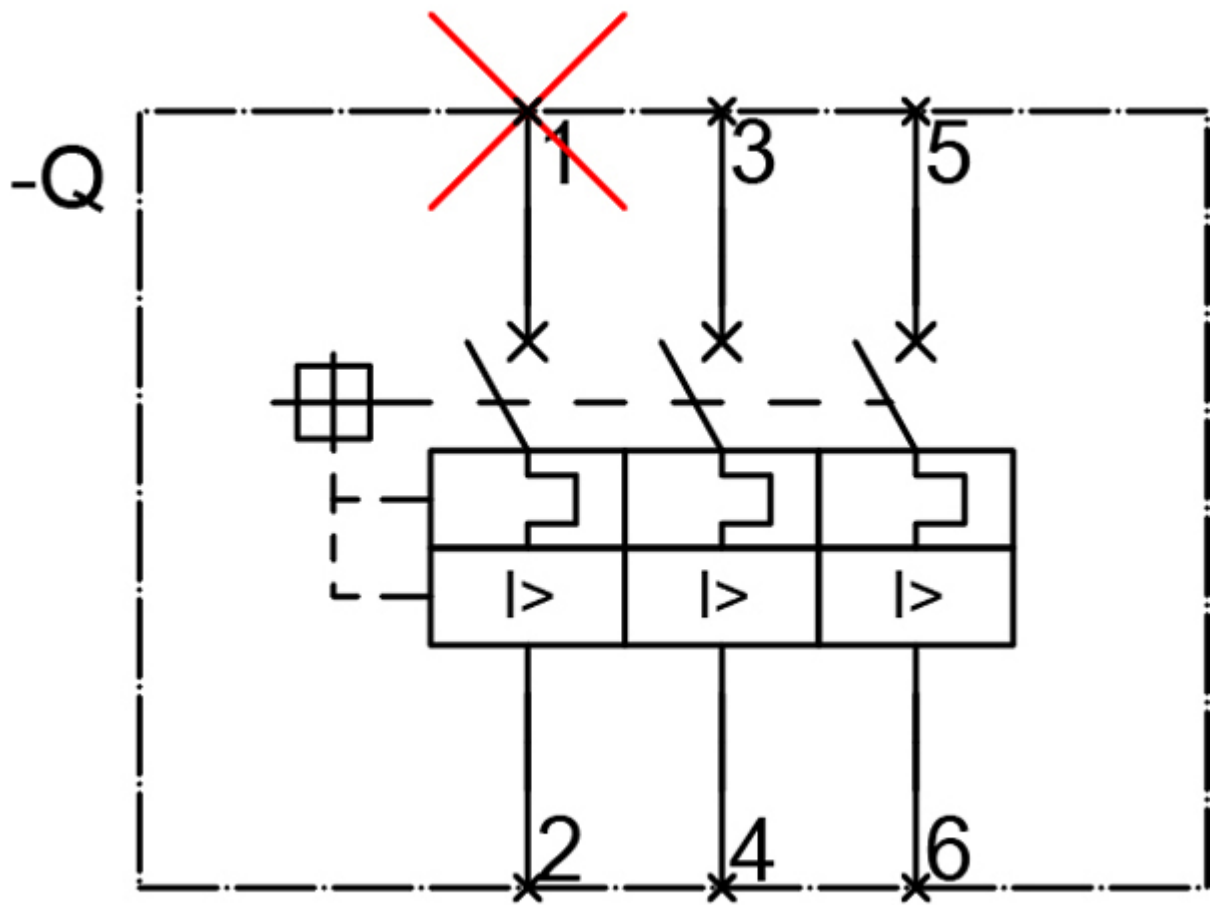
Image database (product images, 2D dimension drawings, 3D models, device circuit diagrams, ...)

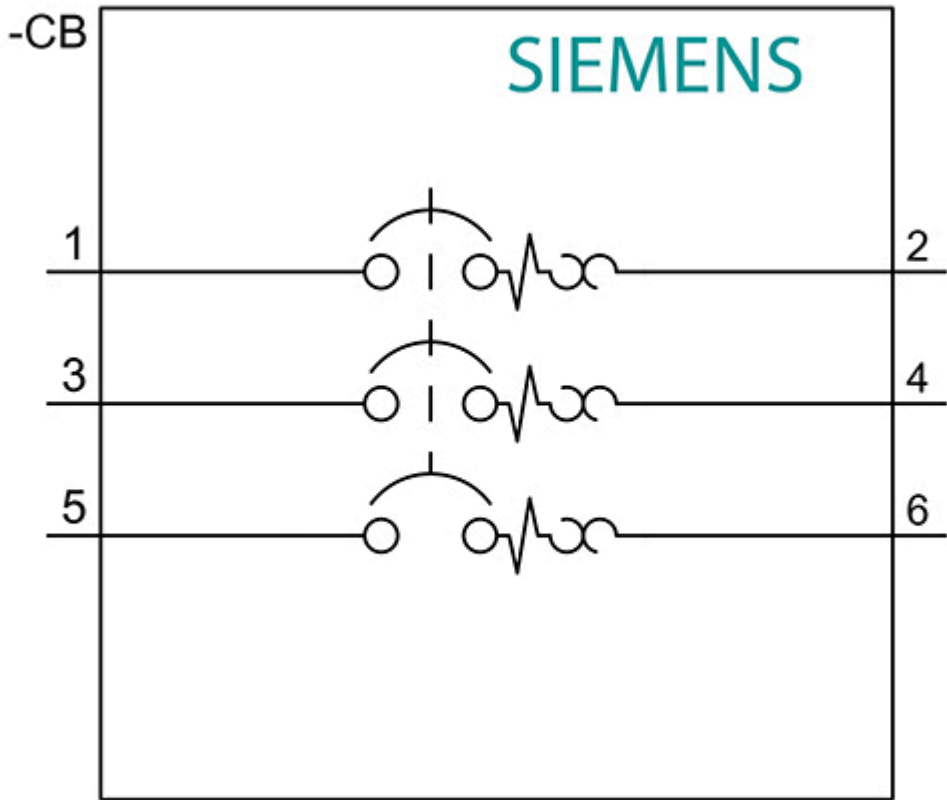
[http://www.automation.siemens.com/bilddb/cax\\_en.aspx?mfb=3VA5220-7EC31-1AA0](http://www.automation.siemens.com/bilddb/cax_en.aspx?mfb=3VA5220-7EC31-1AA0)

Tender specifications

<http://www.siemens.com/specifications>







last modified:

12/20/2020 