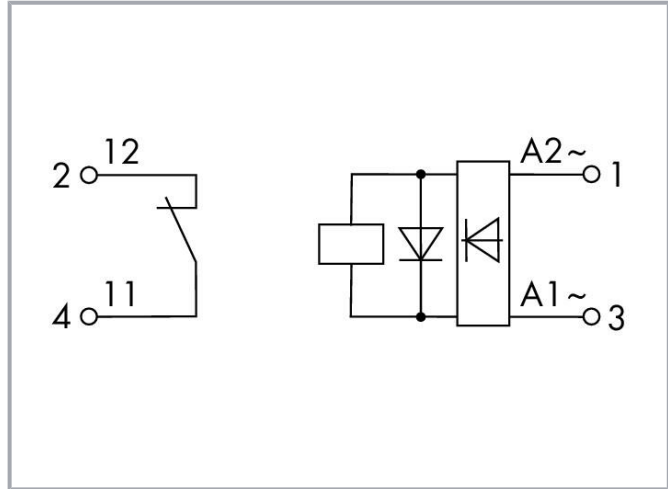


Data sheet | Item number: 2042-3859

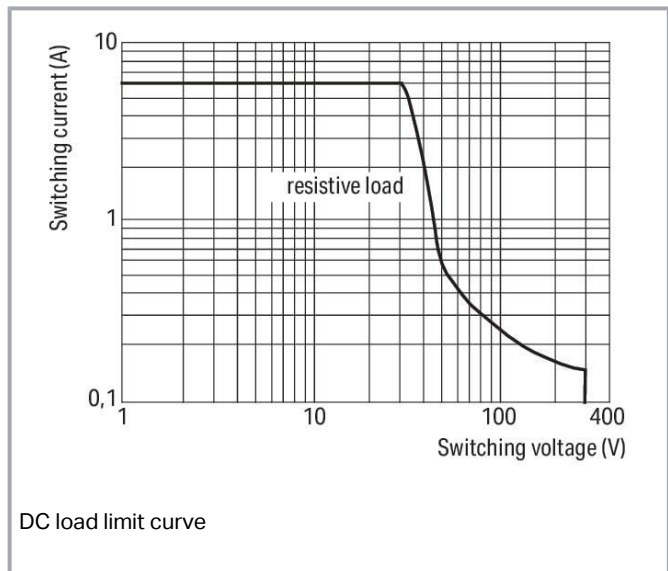
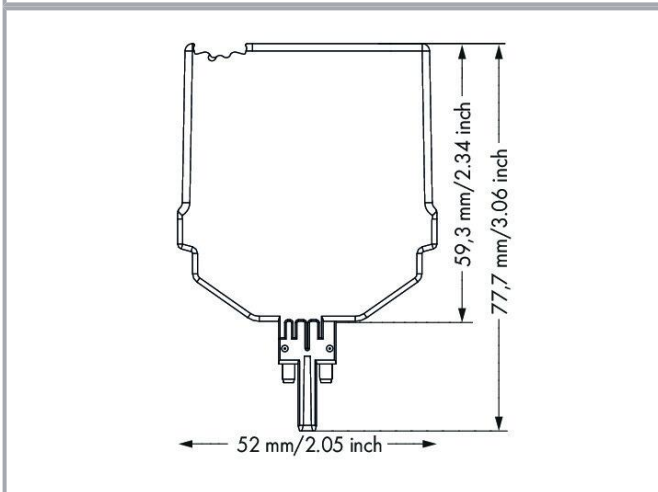
Relay module; Nominal input voltage: 24 ... 230 V AC/DC; 1 break contact;
Limiting continuous current: 6 A; Green status indicator; Module width: 10 mm



www.wago.com/2042-3859



Similar to picture



DC load limit curve

Subject to changes. Please also observe the further product documentation!

WAGO GmbH & Co. KG
Hansastr. 27
32423 Minden
Phone: +49571 887-0 | Fax: +49571 887-169
Email: info.de@wago.com | Web: www.wago.com

Do you have any questions about our products?
We are always happy to take your call at +49 (571) 887-44222.



Data

Technical data

Control Circuit

Nominal input voltage U_N	AC/DC 24 ... 230 V
Input voltage range	$\pm 10\%$
Nominal input current at U_N	2 mA (230 V); 26.3 mA (24 V)

Load circuit

Number of break/switch-off contacts	1
Contact material (relay)	AgSnO ₂
Limiting continuous current	6 A
Switching voltage (max.)	AC 250 V
Switching power (resistive) max.	AC 1500 VA; DC (see load limit curve)
Recommended minimum load	10 V / 10 mA; 24 V / 1 mA
Pull-in time (typ.)	8 ms
Drop-out time (typ.)	4 ms
Electrical life (NC; resistive load; 23 °C)	10 x 10 ³ switching operations
Mechanical life	5 x 10 ⁶ switching operations

Signaling

Status indicator	Green LED
------------------	-----------

Safety and protection

Rated voltage	250 V
Pollution degree	2
Dielectric strength (control/load circuit) (AC, 1 min)	3 kVrms
Dielectric strength (open contact) (AC, 1 min)	1 kVrms
Protection type	IP20

Physical data

Width	10.3 mm / 0.406 inches
Height	77.7 mm / 3.059 inches
Height from the surface	59.3 mm / 2.335 inches

Subject to changes. Please also observe the further product documentation!



Depth	52 mm / 2.047 inches
-------	----------------------

Mechanical data

Mounting type	Pluggable module for TOPJOB® S carrier terminal block
---------------	-------------------------------------------------------

Material Data

Flammability class per UL94	V0
Fire load	0.133 MJ
Weight	23.6 g

Environmental requirements

Ambient temperature (operation at U_N)	-40 ... +70 °C
Ambient temperature (storage)	-40 ... +85 °C
Processing temperature	-25 ... +50 °C
Operating altitude (max.)	2000 m

Standards and specifications

Standards/specifications	EN 61010-2-201 EN 61373 EN 50121-3-2
--------------------------	--------------------------------------------

Commercial data

eCl@ss 10.0	27-14-11-49
eCl@ss 9.0	27-14-11-49
ETIM 8.0	EC002018
ETIM 7.0	EC002018
PU (SPU)	6 pcs
Packaging type	box
Country of origin	DE
GTIN	4055143709569
Customs tariff number	85364900990

Environmental Product Compliance




CAS-No.	7439-92-1 79-94-7
REACH Candidate List Substance	2,2',6,6'-tetrabromo-4,4'-isopropylidenediphenol

Subject to changes. Please also observe the further product documentation!

	Lead
RoHS Compliance Status	Compliant,With Exemption
RoHS Exemption	7(a) 7(c)-I 7(c)-II
SCIP notification number (Austria)	b9aff28d-5648-48d1-b5a1-329be031c0c5
SCIP notification number (Belgium)	d5a509fb-15ee-4c43-bb1d-af3296d212c4
SCIP notification number (Bulgaria)	37c49db5-67d1-4fae-a90d-af8dfa83618e
SCIP notification number (Czech Republic)	9027078c-92de-4b62-8c88-2fe54be1f241
SCIP notification number (Denmark)	52dda24c-4087-444a-9152-84bc2d6a6287
SCIP notification number (Finland)	48150d78-c383-4812-b88d-a3fae548be04
SCIP notification number (France)	3f8a735c-596a-471e-857d-af984c52f781
SCIP notification number (Germany)	afe270af-8bbc-4160-b8d2-c97e8643af73
SCIP notification number (Hungary)	7abe5e8d-ea44-4e69-81e6-c040a780e4ea
SCIP notification number (Italy)	4d13f397-409f-485d-a2a6-c3bbb64d4042
SCIP notification number (Netherlands)	a0689412-4d3d-4caf-bfd9-32c53ab34abe
SCIP notification number (Poland)	6653734d-6e0e-4944-a0a9-5e112855a9bd
SCIP notification number (Romania)	43e027d6-e289-47eb-8bc9-a013b7f9ccad
SCIP notification number (Sweden)	f9a5ec05-8e32-49b7-b3e8-d2cdb2e22350

Approvals / Certificates

General approvals

Logo	Approval	Additional Approval Text	Certificate name
	EAC Brjansker Zertifizierungsstelle	TP TC 020/2011	EAC_Certificate_RU_C-DE.AM02.B.00115_19
	EAC Brjansker Zertifizierungsstelle	TP TC 004/2011	EAC RU C-DE.AM02.B.00122/19
	UL Underwriters Laboratories Inc. (ORDINARY LOCATIONS)	UL 61010-1	E175199

Declarations of conformity and manufacturer's declarations

Logo	Approval	Additional Approval Text	Certificate name
	EU-Declaration of Conformity WAGO GmbH & Co. KG	-	-

Subject to changes. Please also observe the further product documentation!

WAGO GmbH & Co. KG
Hansastr. 27
32423 Minden
Phone: +49571 887-0 | Fax: +49571 887-169
Email: info.de@wago.com | Web: www.wago.com









Do you have any questions about our products?
We are always happy to take your call at +49 (571) 887-44222.



Optional accessories


End plate

End plate




	Item no.: 2002-1892 End and intermediate plate; 1 mm thick; orange	www.wago.com/2002-1892
	Item no.: 2002-1891 End and intermediate plate; 1 mm thick; gray	www.wago.com/2002-1891
	Item no.: 2002-1991 End and intermediate plate; 1 mm thick; gray	www.wago.com/2002-1991
	Item no.: 2002-1992 End and intermediate plate; 1 mm thick; orange	www.wago.com/2002-1992
	Item no.: 2002-1691 End and intermediate plate; 1 mm thick; gray	www.wago.com/2002-1691
	Item no.: 2002-1692 End and intermediate plate; 1 mm thick; orange	www.wago.com/2002-1692
	Item no.: 2002-1791 End and intermediate plate; 1 mm thick; gray	www.wago.com/2002-1791
	Item no.: 2002-1792 End and intermediate plate; 1 mm thick; orange	www.wago.com/2002-1792

Marking accessories

Marking strip

	Item no.: 2009-110 Marking strips; for Smart Printer; on reel; not stretchable; plain; snap-on type; white	www.wago.com/2009-110
------------------------------------------------------------------------------------	----------------------------------------------------------------------------------------------------------------------	------------------------------------------------------------------




Marker

	Item no.: 2009-115 WMB-Inline; for Smart Printer; 1500 pieces on roll; stretchable 5 - 5.2 mm; plain; snap-on type; white	www.wago.com/2009-115
	Item no.: 793-501 WMB marking card; as card; not stretchable; plain; snap-on type; white	www.wago.com/793-501
	Item no.: 793-5501 WMB marking card; as card; for terminal block width 5 - 17.5 mm; stretchable 5 - 5.2 mm; plain; snap-on type; white	www.wago.com/793-5501

Terminal blocks

Subject to changes. Please also observe the further product documentation!

Carrier terminal block for modules and plugs

	Item no.: 2002-1961 2-conductor carrier terminal block; with additional jumper position; for DIN-rail 35 x 15 and 35 x 7.5; 2.5 mm ² ; Push-in CAGE CLAMP®; 2,50 mm ² ; gray	www.wago.com/2002-1961
	Item no.: 2002-1761 3-conductor carrier terminal block; for DIN-rail 35 x 15 and 35 x 7.5; 2.5 mm ² ; Push-in CAGE CLAMP®; 2,50 mm ² ; gray	www.wago.com/2002-1761
	Item no.: 2002-1861 4-conductor carrier terminal block; for DIN-rail 35 x 15 and 35 x 7.5; 2.5 mm ² ; Push-in CAGE CLAMP®; 2,50 mm ² ; gray	www.wago.com/2002-1861

Downloads
Documentation

Bid Text

2042-3859 docx - Datei	2019 Feb 20	docx 17.3 kB	Download
2042-3859 X81 - Datei	2019 Feb 19	xml 4.0 kB	Download

Instruction Leaflet

Pluggable Relay Module / Pluggable Solid-State Relay Module	V 1.1.0	pdf 2.0 MB	Download
-------------------------------------------------------------	---------	---------------	----------

Additional Information

Disposal and Recycling Electrical and electronic equipment, Batteries, Packaging	V 1.1.0 2022 Aug 18	pdf 2.2 MB	Download
-------------------------------------------------------------------------------------	------------------------	---------------	----------

CAD/CAE-Data

CAD data

2D/3D Models 2042-3859	URL	Download
------------------------	-----	----------

CAE data

ZUKEN Portal 2042-3859	URL	Download
------------------------	-----	----------

Subject to changes. Please also observe the further product documentation!



Environmental Product Compliance

Compliance Search

Environmental Product Compliance 2042-3859

URL

Download

Relay module; Nominal input voltage: 24 ... 230 V AC/DC; 1 break contact; Limiting continuous current: 6 A; Green status indicator; Module width: 10 mm

Installation Notes

Subject to changes. Please also observe the further product documentation!

WAGO GmbH & Co. KG

Hansastr. 27

32423 Minden

Phone: +49571 887-0 | Fax: +49571 887-169

Email: info.de@wago.com | Web: www.wago.com

Do you have any questions about our products?

We are always happy to take your call at +49 (571) 887-44222.