

D-SUB bus connector - SUBCON-PLUS-M/AX 9 - 2904467

Please be informed that the data shown in this PDF Document is generated from our Online Catalog. Please find the complete data in the user's documentation. Our General Terms of Use for Downloads are valid (<http://phoenixcontact.com/download>)



D-SUB plug, 9-pos., pin, axial design with two cable entries, universal type for all systems, pin assignment: 1, 2, 3, 4, 5, 6, 7, 8, 9 to screw connection terminal block


Your advantages

- Assembly under field conditions
- Separate terminal blocks for each cable
- High transmission speed
- Easy assembly thanks to knurled screws
- High level of EMC
- For universal use



RS-485 Modbus RS-232 RS-422

Key Commercial Data

Packing unit	1 pc
GTIN	 4 046356 825573
GTIN	4046356825573

Technical data

Dimensions

Max. cable diameter	8.4 mm
Min. cable diameter	7.6 mm
Width	17 mm
Height	31.5 mm
Length	58.2 mm

Ambient conditions

Ambient temperature (operation)	-20 °C ... 75 °C
Ambient temperature (storage/transport)	-25 °C ... 80 °C
Altitude	5000 m (For restrictions see manufacturer's declaration)
Degree of protection	IP30

D-SUB bus connector - SUBCON-PLUS-M/AX 9 - 2904467

Technical data

General

Nominal voltage U_N	50 V DC
Nominal current I_N	100 mA
Bus system	Universal type for all systems
Signal	RS-232
	RS-422
	RS-485
Insertion/withdrawal cycles	> 200
SUBCON fixing screws	4-40 UNC
Tightening torque	0.4 Nm
Housing material	ABS, metal-plated
Pin assignment	1, 2, 3, 4, 5, 6, 7, 8, 9
MTTF	6706 Years (SN 29500 standard, temperature 25 °C, operating cycle 21 % (5 days a week, 8 hours a day))
	1817 Years (SN 29500 standard, temperature 40 °C, operating cycle 34.25 % (5 days a week, 12 hours a day))
	155 Years (SN 29500 standard, temperature 40 °C, operating cycle 100 % (7 days a week, 24 hours a day))

Connection data

Connection	D-SUB connection
Number of positions	9
Connection method	D-SUB connector
Tightening torque	0.4 Nm
Torque	0.4 Nm
Connection	PCB connection
Connection method	Screw connection
Conductor cross section flexible min.	0.14 mm ²
Conductor cross section flexible max.	0.5 mm ²
Conductor cross section solid min.	0.14 mm ²
Conductor cross section solid max.	0.5 mm ²
Min. AWG conductor cross section, flexible	26
Max. AWG conductor cross section, flexible	20
Conductor cross section AWG min.	26
Conductor cross section AWG max.	20
Stripping length	4.5 mm
Torque	0.4 Nm

Standards and Regulations

Free from substances that could impair the application of coating	according to P-VW 3.10.7 57 65 0 VW-AUDI-Seat central standard
ATEX	# II 3 G Ex nA IIC T4 Gc X
Noxious gas test	ISA-S71.04-1985 G3 Harsh Group A

Environmental Product Compliance

D-SUB bus connector - SUBCON-PLUS-M/AX 9 - 2904467

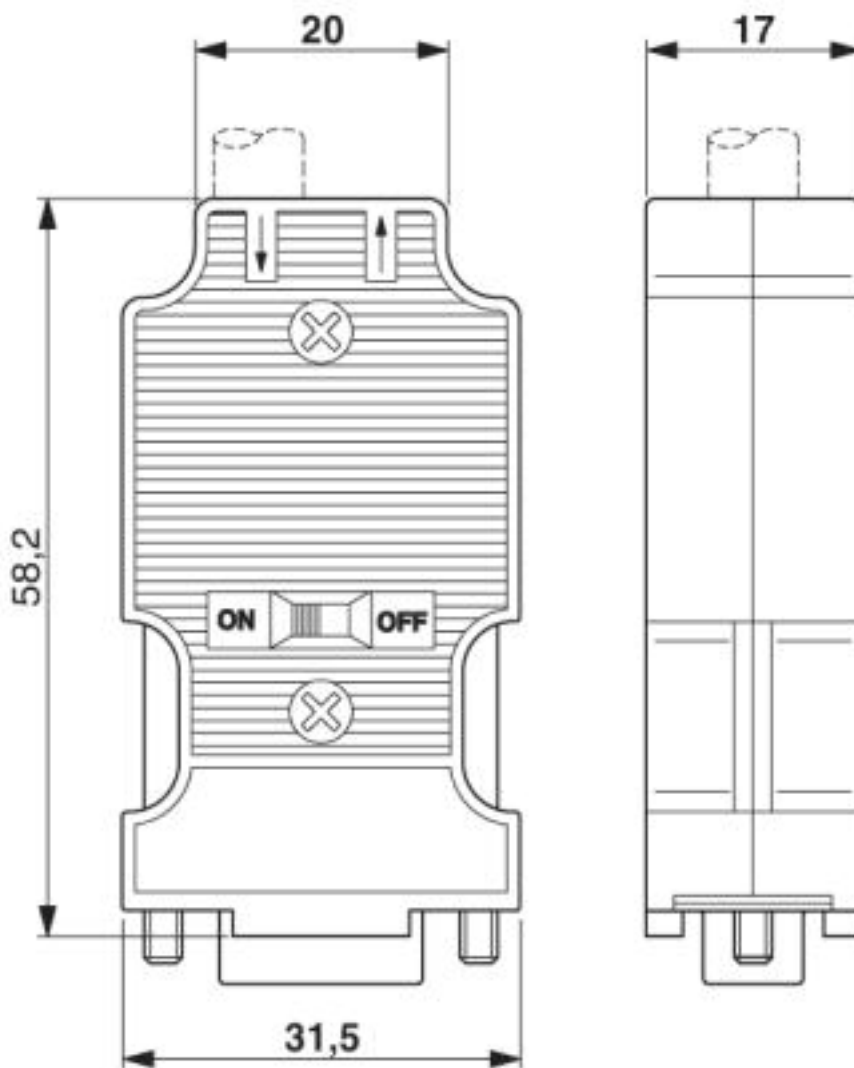
Technical data

Environmental Product Compliance

REACH SVHC	Lead 7439-92-1
China RoHS	Environmentally Friendly Use Period = 50
	For details about hazardous substances go to tab "Downloads", Category "Manufacturer's declaration"

Drawings

Dimensional drawing



Dimensional drawing SUBCON-PLUS-.../AX...

Approvals

Approvals

D-SUB bus connector - SUBCON-PLUS-M/AX 9 - 2904467

Approvals





Approvals

UL Recognized / cUL Recognized / EAC / cULus Recognized

Ex Approvals

ATEX

Approval details

UL Recognized		http://database.ul.com/cgi-bin/XYV/template/LISEXT/1FRAME/index.htm	FILE E 238705
cUL Recognized		http://database.ul.com/cgi-bin/XYV/template/LISEXT/1FRAME/index.htm	FILE E 238705
EAC			EAC-Zulassung
cULus Recognized			

Phoenix Contact 2019 © - all rights reserved
<http://www.phoenixcontact.com>

PHOENIX CONTACT GmbH & Co. KG
Flachsmarktstr. 8
32825 Blomberg
Germany
Tel. +49 5235 300
Fax +49 5235 3 41200
<http://www.phoenixcontact.com>