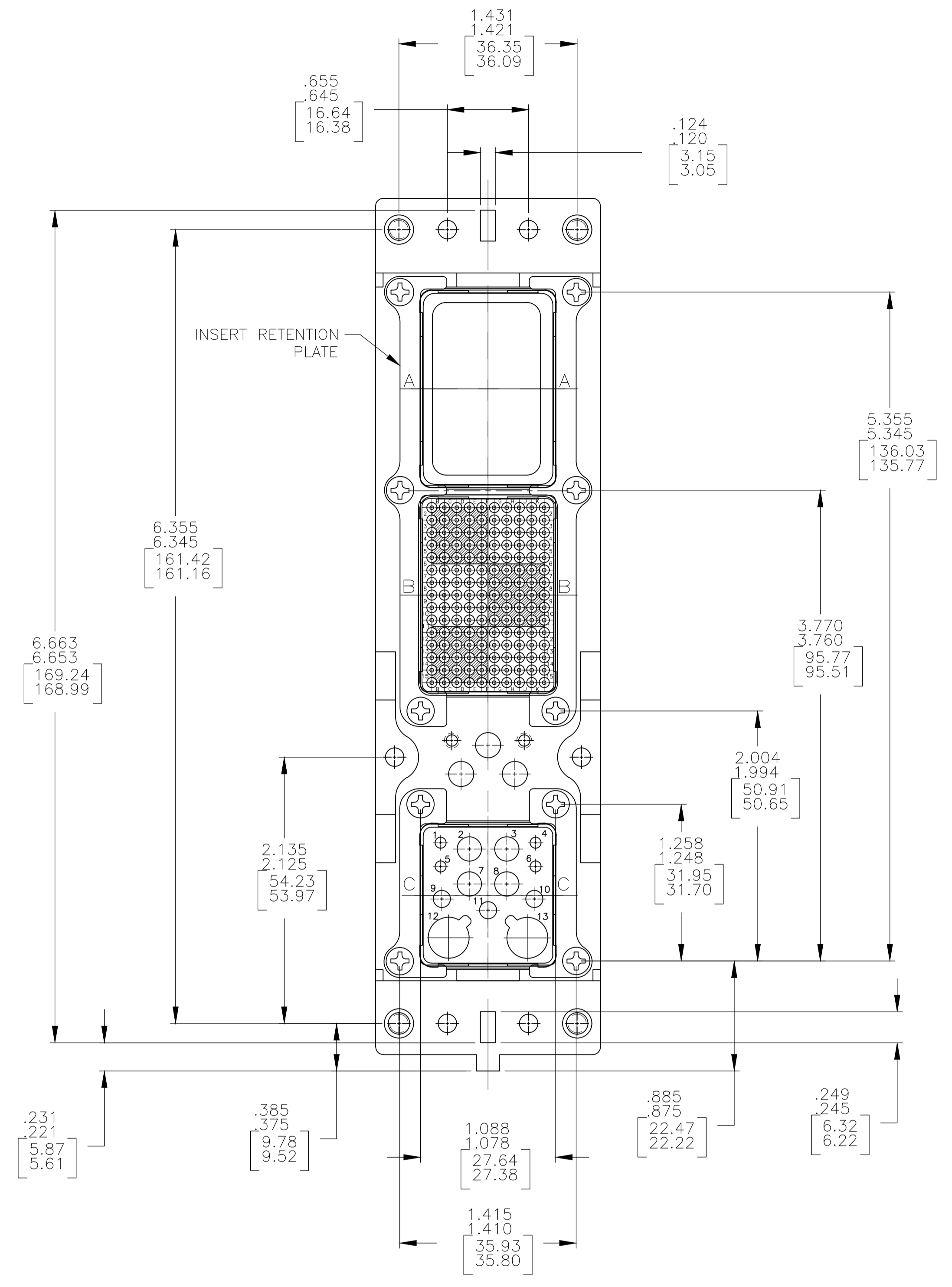
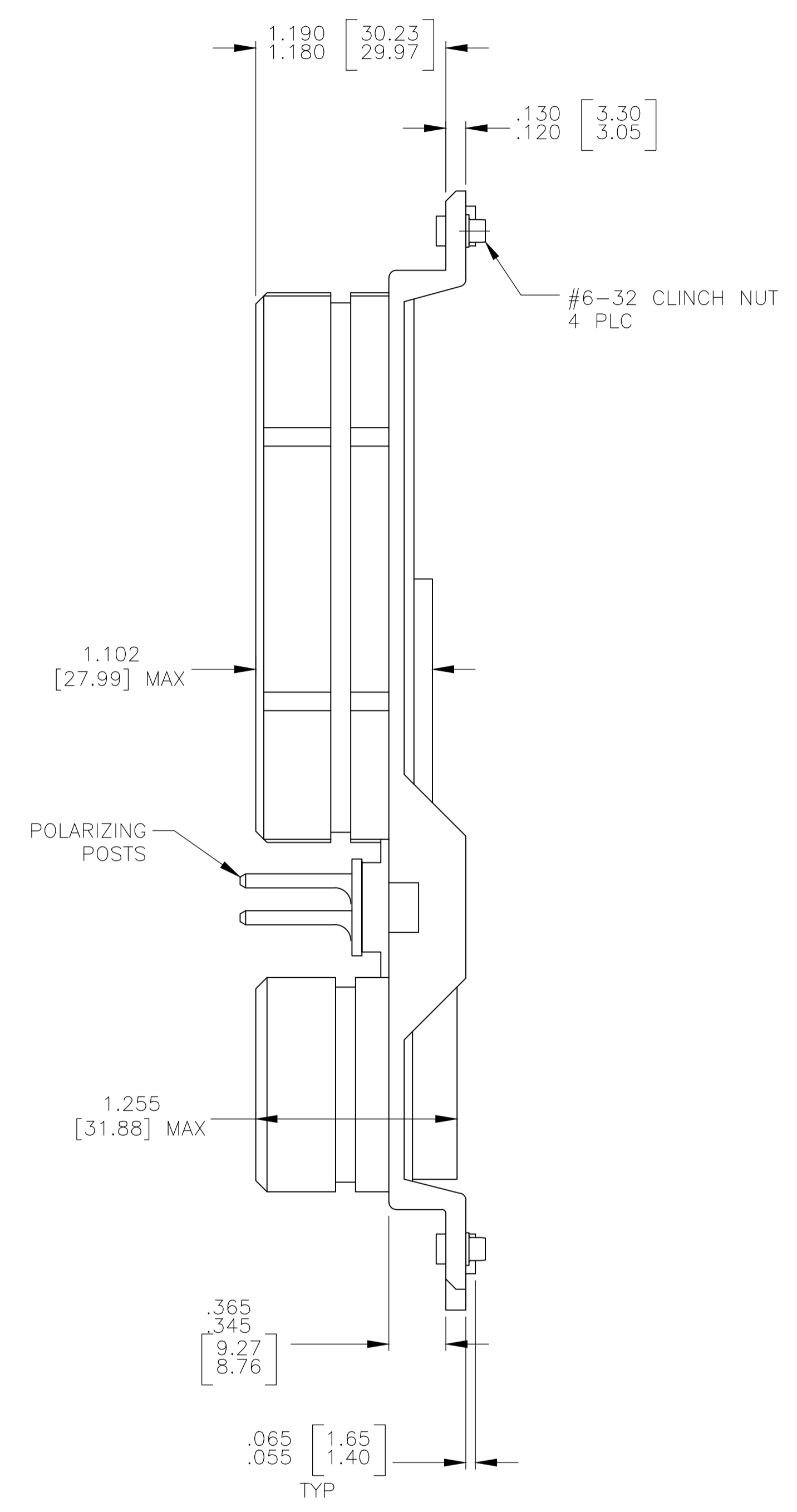
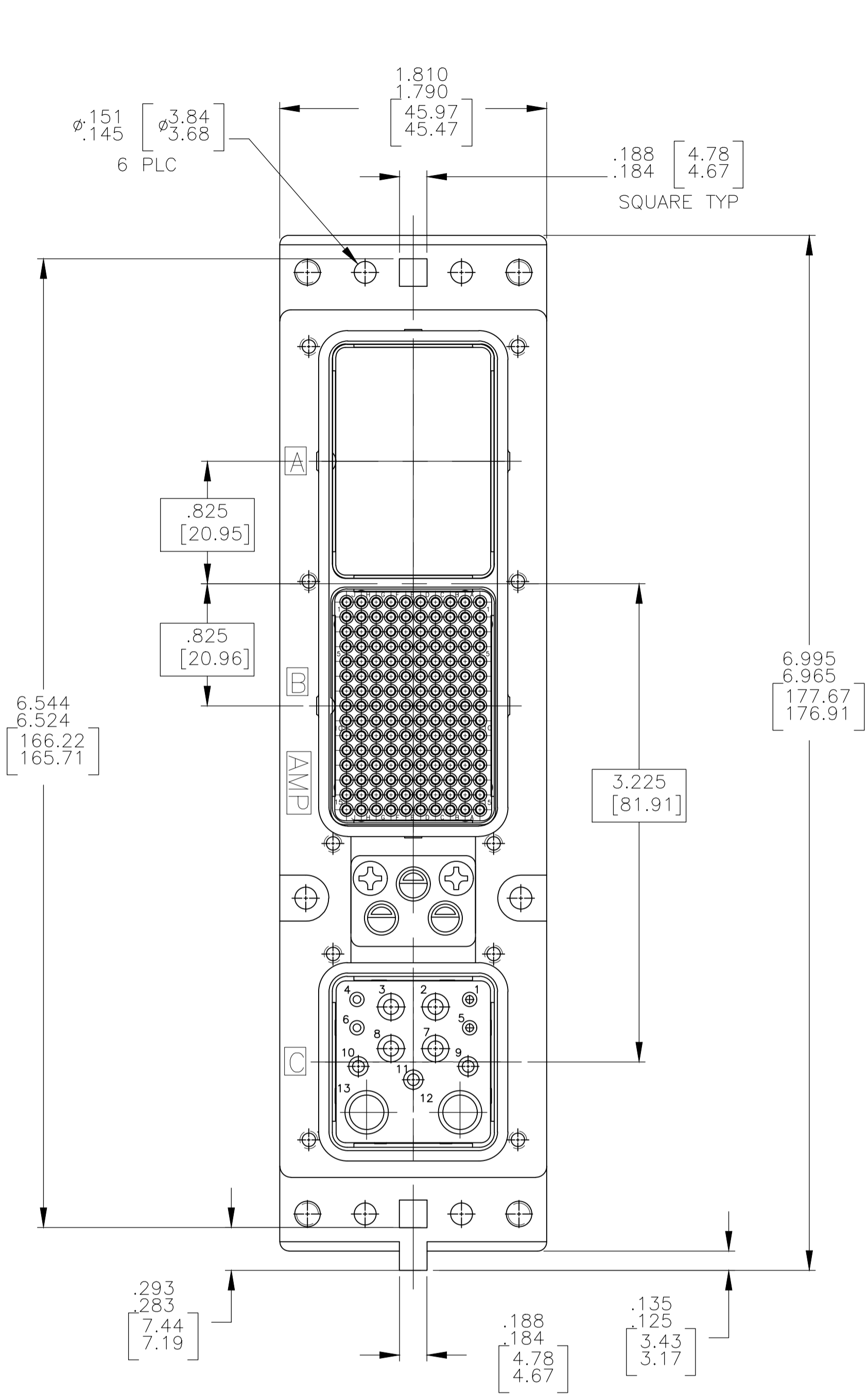


REVISIONS					
P	LTR	DESCRIPTION	DATE	DMN	APVD
C		REVISED PER ECO-17-018523	19JAN2018	PHM	CT



- CONNECTOR DIMENSIONS ARE PER ARINC 600 SPECIFICATION
- DUST COVER IS INCLUDED AND INSTALLED FOR SHIPPING. (NOT SHOWN)
- KEYING SHOWN IN POSITION "01" FOR REFERENCE ONLY. SEE TABLE FOR KEYING POSITION. FOR POSITION "00" KEYING SHIPPED UNASSEMBLED.

COMPONENT	MATERIAL	FINISH
SHELL	DIE CAST ALUMINUM PER ASTM-B-85	CHROMATE CONVERSION PER MIL-C-5541, TYPE II, CLASS 3
RETENTION PLATES	ALUMINUM ALLOY PER ASTM-B-209	CHROMATE CONVERSION PER MIL-C-5541, TYPE II, CLASS 3
SCREWS	STEEL OR STAINLESS STEEL	STAINLESS STEEL OR PASSIVATED
POLARIZING POSTS	ZINC ALLOY PER ASTM-B-86	ELECTROLESS NICKEL PER MIL-C-26074, CLASS 4, GRADE B
INSERTS	THERMOSET	-
POLARIZING POST RETAINING PLATE	ALUMINUM ALLOY PER ASTM-B-209	BLUE ANODIZED PER MIL-A-8625

THIS DRAWING IS A CONTROLLED DOCUMENT.

DIMENSIONS: INCHES	TOLERANCES UNLESS OTHERWISE SPECIFIED:
0 PLC	± .005
1 PLC	± .005
2 PLC	± .005
3 PLC	± .005
4 PLC	± .005
ANGLES	± .005

MATERIAL SEE TABLE FINISH SEE TABLE

DMN	C.C.THOMAS	7-9-13
CHK	W.BERNHART	7-9-13
APVD	W.BERNHART	7-9-13
NAME	PLUG ASSY, SIZE 2, ARINC 600, (BLANK/150/1102)	
APPLICATION SPEC	-	
WEIGHT	-	
CUSTOMER DRAWING	SCALE 3:2	SHEET 1 OF 1

"00"	2221782-1
KEYING POSITION	PART NUMBER

