

Contact insert module - HC-M-25-CT-F - 1414375


Please be informed that the data shown in this PDF Document is generated from our Online Catalog. Please find the complete data in the user's documentation. Our General Terms of Use for Downloads are valid (<http://phoenixcontact.com/download>)



Contact insert module, number of positions: 25, power contacts: 0, control contacts: 25, Socket, Crimp connection, 50 V, 4 A, 0.08 mm² ... 0.5 mm², application: Signal



Key Commercial Data

| | |
|------------------------|---|
| Packing unit | 5 pc |
| Minimum order quantity | 5 pc |
| GTIN |  4 055626 025285 |
| GTIN | 4055626025285 |

Technical data

Dimensions

| | |
|--------|----------|
| Height | 30.65 mm |
| Width | 34.2 mm |
| Length | 14.6 mm |

Electrical characteristics

| | |
|-----------------------|--------|
| Rated voltage (III/3) | 50 V |
| Rated current | 4 A |
| Rated surge voltage | 0.8 kV |
| Connection profile | 25 |

Ambient conditions

| | |
|---------------------------------|-------------------|
| Ambient temperature (operation) | -40 °C ... 125 °C |
|---------------------------------|-------------------|

Mechanical characteristics

| | |
|---|--|
| Conductor cross section | 0.08 mm ² ... 0.5 mm ² |
| Connection cross section AWG | 28 ... 20 |
| Stripping length of the individual wire | 4.2 mm |
| External cable diameter | 2.2 mm |

Contact insert module - HC-M-25-CT-F - 1414375

Technical data

Mechanical characteristics

| | |
|-----------------------------|-------|
| Contact diameter | 1 mm |
| Insertion/withdrawal cycles | ≥ 500 |
| Minimum housing height | 52 mm |

General

| | |
|--|--|
| Note | For HEAVYCON housing type B6 to B48, snap in frames necessary, crimp contacts VS-...CD-1,0... (Crimp contacts not included in scope of supply) |
| | Connectors may be operated only when there is no load/voltage. |
| Series | HC-M-25 |
| Color | light gray |
| Number of module slots | 1 |
| Connection method | Crimp connection |
| Contact type | turned |
| Flammability rating according to UL 94 | V0 |
| Degree of pollution | 3 |
| Overvoltage category | III |
| Assembly instructions | To ensure correct use, installation in housing with IP54 protection or better is required |

Material data

| | |
|--------------------------|--------------|
| Contact material | Copper alloy |
| Contact surface material | Au |
| Contact carrier material | PC |

Standards and Regulations

| | |
|--|----|
| Flammability rating according to UL 94 | V0 |
|--|----|

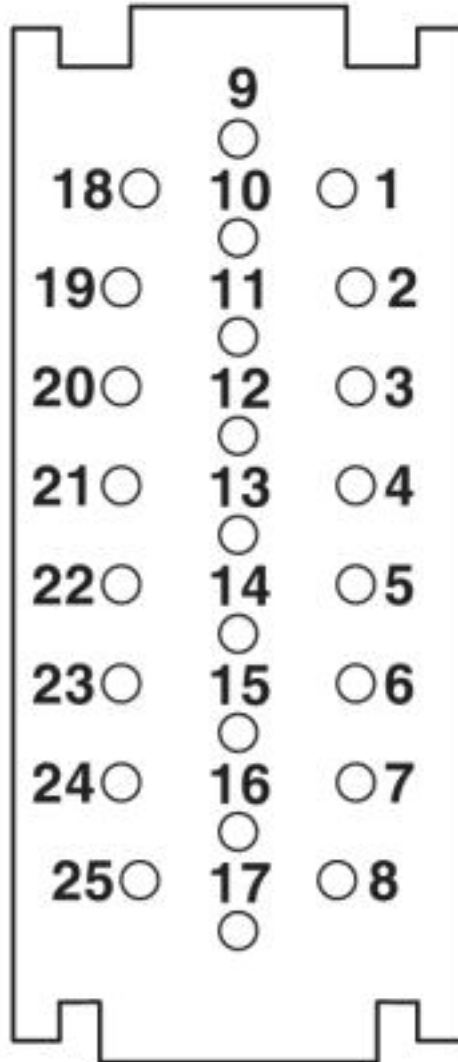
Environmental Product Compliance

| | |
|------------|---|
| China RoHS | Environmentally friendly use period: unlimited = EFUP-e |
| | No hazardous substances above threshold values |

Drawings

Contact insert module - HC-M-25-CT-F - 1414375

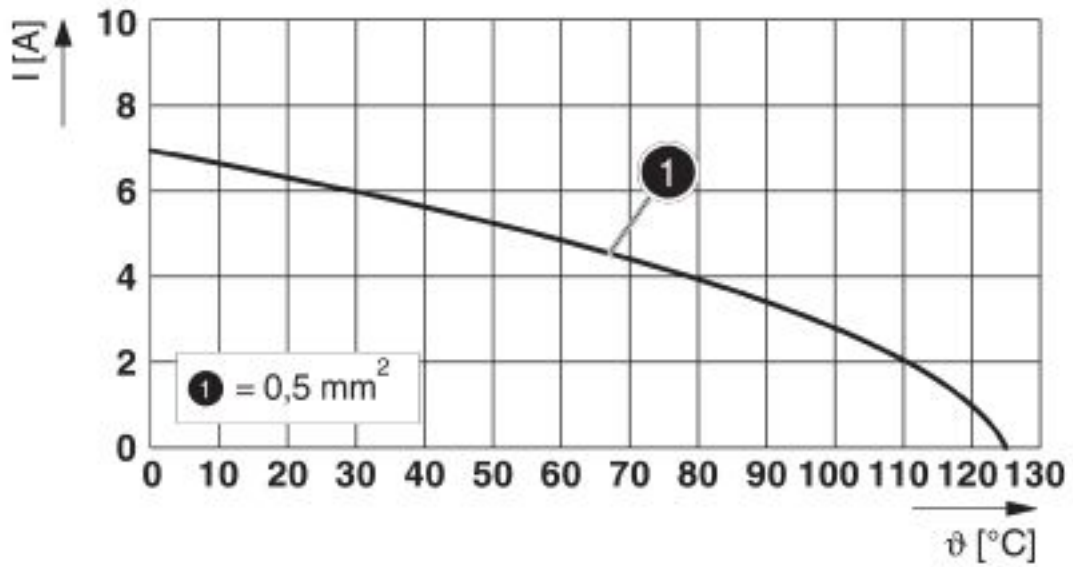
Schematic diagram



Connector pin assignment, connection side

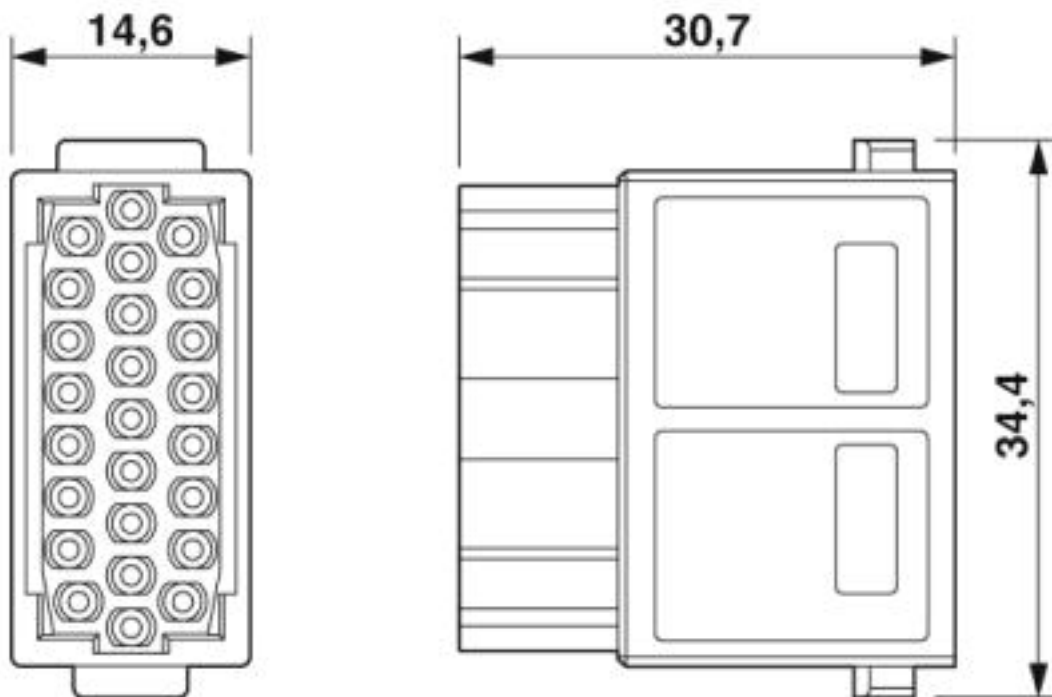
Contact insert module - HC-M-25-CT-F - 1414375

Diagram



Derating diagram

Dimensional drawing



Approvals

Approvals

Contact insert module - HC-M-25-CT-F - 1414375

Approvals

Approvals

CSA / UL Recognized / EAC

Ex Approvals

Approval details

| | | | |
|----------------------------|--|---|-------|
| CSA | | http://www.csagroup.org/services-industries/product-listing/ | 13631 |
| Nominal voltage UN | | 30 V | |
| Nominal current IN | | 4 A | |
| mm ² /AWG/kcmil | | 20 | |

| | | | |
|----------------------------|--|---|---------|
| UL Recognized | | http://database.ul.com/cgi-bin/XYV/template/LISEXT/1FRAME/index.htm | E118976 |
| Nominal voltage UN | | 50 V | |
| Nominal current IN | | 5 A | |
| mm ² /AWG/kcmil | | 20 | |

| | | |
|-----|--|--------------------------|
| EAC | | RU C- DE.AI30.B.01102 |
|-----|--|--------------------------|

Phoenix Contact 2019 © - all rights reserved
<http://www.phoenixcontact.com>

PHOENIX CONTACT GmbH & Co. KG
Flachsmarktstr. 8
32825 Blomberg
Germany
Tel. +49 5235 300
Fax +49 5235 3 41200
<http://www.phoenixcontact.com>