

SPECIFICATION SHEET

SPECIFICATION SHEET NO.	Q0120-RE40M00000S300
DATE	Jan. 20, 2023
REVISION	A1
DESCRIPTION	SMD Oscillator, 3225 Type, L3.2*W2.5*H1.2mm, 4 Pads, COM32 series 40.0000MHz, 3.3V, +/-50ppm, Symmetry 45/55, Operating Temp. Range -40°C ~+85°C, Reflow Profile Condition 260 °C Max. HCMOS//15pF, Supply Current 30mA Max, Tristate function - Enable via Pad 1, Packed in Tape/Reel, 3000pcs/Reel RoHS/RoHS III compliant
CUSTOMER	
CUSTOMER PART NUMBER	
CROSS REF. PART NUMBER	
ORIGINAL PART NUMBER	TGS COM3231BGI01 TLF-40M000
PART CODE	RE40M00000S300

VENDOR APPROVE

Issued/Checked/Approved



DATE: Jan.20, 2023

CUSTOMER APPROVE

DATE:

1/20/2023

MHZ SMD OSCILLATOR 3225 TYPE 4 PADS

MAIN FEATURE

- SMD Package, Seam Sealed, 3225 Type, L3.2*W2.5*H1.2mm, 4 Pads
- Low noise and Low current
- Industry standard
- Reflow Profile Condition 260 °C Max.
- Cross more competitors part
- RoHS/RoHS III compliant



APPLICATION

- PDA, PND, DSC, Smart phone, WiLAN, Bluetooth and more
- Communication Electronics

PART CODE GUIDE

RFQ

[Request For Quotation](#)


RE	40M00000	S	300
1	2	3	4

- 1) RE: Part family Code for SMD Oscillator 3225 Type, L3.2*W2.5*H1.2mm, 4 Pads, COM32 series
- 2) 40M00000: Frequency range code for 40.00000MHz
- 3) S: SMD type, Package Tape/Reel, 3000pcs/Reel
- 4) 300: Specification code for original part No.: **TGS COM3231BGI01 TLF-40M000**

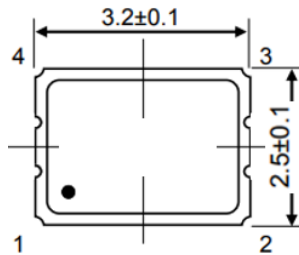
MHZ SMD OSCILLATOR 3225 TYPE 4 PADS

DIMENSION (Unit: mm, Tol. +/-0.15mm)

Image for reference



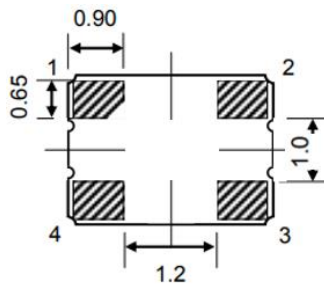
COM32



Marking 1

Line 1: 40.000

Line 2: Special Code



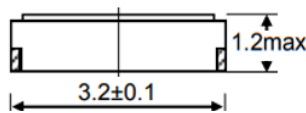
Pin Function

#1 Enable (Tri-State)

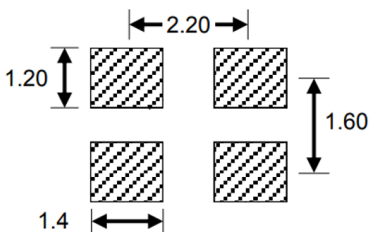
#2 Ground

#3 Output

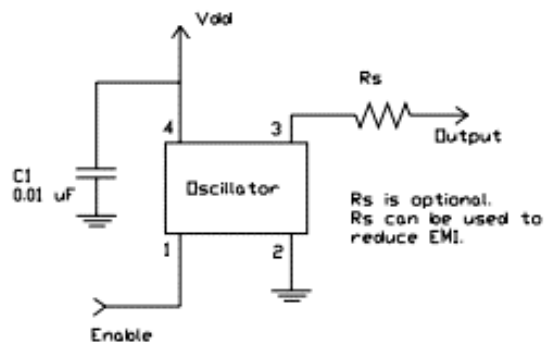
#4 VDD



Recommend Pad Layout



Circuit Principle



MHZ SMD OSCILLATOR 3225 TYPE 4 PADS
ELECTRICAL PARAMETERS

Parameter		Part No. Symbol	Units	Value			Condition
				Min.	Typical	Max.	
Original Manufacturer		TGS	TGS Crystals				
Holder Type		COM32	SMD Oscillator, 3225 Type, L3.2*W2.5*H1.2mm, 4 Pads				
Supply Voltage		3	V	3.3		+/-10%	
Enable/Disable Function		1		Tristate function - Enable		@ Control via pin 1	
Overall Freq. Tolerance		B	ppm	-50		+50	@25°C
Operating Temp. Range		G	°C	-40		+85	
Storage Temp. Range			°C	-55		+125	
Symmetry		I	%	45		55	
Output	V OH		V	90%			High (Logic "1")
	V OL		V			10%	Low (Logic "0")
	Load		pF	15			
Output Waveform		01		HCMOS			@OutputLoad 15pF
Startup Time			ms			10	
Supply Current			mA			30	
Rise/ Fall time			ns			10	
Phase Jitter			ps			1.0	@12KHz~20MHz
Aging			ppm/year			±3	@1 st year
Others	Package	T	Tape/Reel				
	RoHS Status	LF	RoHS III compliant				
	Add Value		N/A				
	Internal Control Code *		N/A				
Frequency Range		-40M000	40.0000MHz				

Note: 1) Original Part Number: **TGS COM3231BGI01 TLF-40M000**

2) * Internal Control Code- 2 letter or digits; Blank: N/A

1/20/2023

4

MHZ SMD OSCILLATOR 3225 TYPE 4 PADS
RELIABILITY

Test Items	Test Method And Conditions	Reference Documents
High Temperature High Humidity Storage	Temperature: 85°C±3°C Relative Humidity:85%RH Time: 1000 Hours	JIS C5023
High Temperature Storage	Temperature: 125°C±3°C Time: 1000+/-12 Hours.	MIL-STD-883
Low Temperature Storage	Temperature: -40°C±3°C Time: 1000+/-12 Hours	MIL-STD-883
Thermal Shock	Temperature 1: -125°C±3°C Temperature 2: -55°C±3 °C Temperature change between T1 and T2 10 min 100 cycles maintain T1 and T2 for 10 Min. each cycle	MIL-STD-883
Resistance to Solder Heat	Solder Temperature: 260°C±5°C Time: 10±1 Seconds	MIL-STD-202
Solderability	The solder pot temperature is 245±5°C Immersing Depth: 0.5mm Min. Immersion Time: 5 ± 1 sec. Flux: Rosin resin methyl alcohol solvent (1:4)	MIL-STD-883
Drop Test	3 Times Free Fall from 75cm height table to 3cm thickness hard wood board	JIS C6701
Mechanical Shock	Half sine wave,1000 G 3 Times for all 3 directions(X,Y Z)	MIL STD 202
Vibration	Frequency Range: 10Hz ~ 2000Hz Amplitude: 1.52m/20G Sweep time: 20 minutes 4 Hours in each direction, total 12 Hours	MIL-STD-883
Leakage Test	Gross leak: standard sample for automatic gross leak detector, test pressure: 2 kg/cm ² Fine leak: Helium Bombing 4.5kgf/cm ² for 2 hours	MIL-STD-883
Pressure cooker storage	121°C±3°C, RH 100%; 2 bar, 240 hours	JIS C6701

MHZ SMD OSCILLATOR 3225 TYPE 4 PADS
SUGGESTED REFLOW PROFILE (For Reference Only)

Total time: 200 Sec. Max. Solder melting point: 220°C

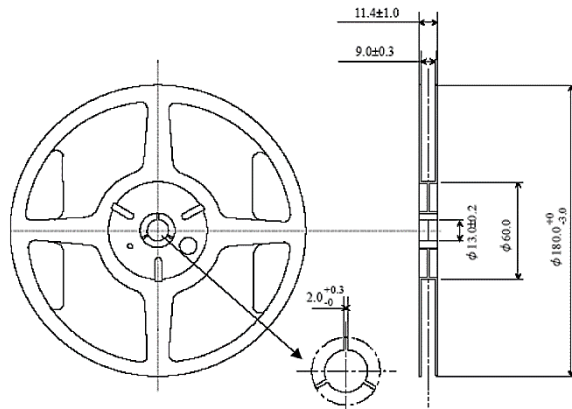
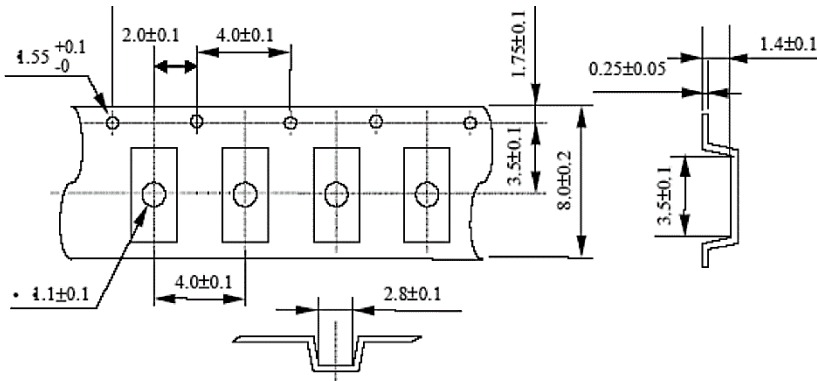


Profile Feature		Pb-Free Assembly
Average Ramp-up Rate (Ts Max to Tp)		3°C/second Max
Preheat	Temperature Min (Ts Min.)	125°C
	Temperature Max (Ts Max.)	200°C
	Time (ts Min. to ts Max.)	60 ~ 180 seconds
Time maintained above	Temperature (Tl)	217°C
	Time (tl)	60 ~ 150 seconds
Peak/Classification Temperature (Tp)		260 °C
Time within 5°C of actual Peak Temperature (tp)		20 ~ 40 seconds
Ramp-down rate		6 °C /Second Max.
Time 25 °C to Peak Temperature		8 minutes Max.
Suggest reflow times		3 Times Max.

MHZ SMD OSCILLATOR 3225 TYPE 4 PADS

TAPE/REEL (Unit: mm)

All Devices are packed in accordance with EIA standard RS-481-2 and specifications, 3000pcs/Reel



DISCLAIMER

NextGen Components, Inc. reserves the right to make changes to the product(s) and or information contained herein without notice. No liability is assumed as a result of their use or application. No rights under any patent accompany the sale of any such product(s) or information

1/20/2023