

SERIES: SWI5-B | **DESCRIPTION:** AC-DC POWER SUPPLY

FEATURES

- up to 6 W continuous power
- universal input voltage range
- ultra-compact case
- no load power consumption < 0.075 W
- over voltage, over current, and short circuit protections
- UKCA safety approvals
- Class II construction
- IEC 62368
- black and white case options

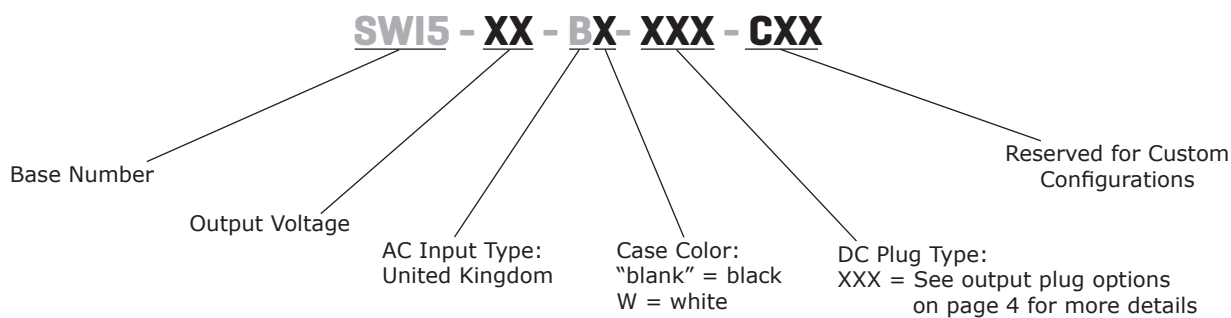


**UK
CA**

| MODEL | output voltage | output current max | output power max | ripple and noise ¹ max | efficiency level |
|-----------|----------------|--------------------|------------------|-----------------------------------|------------------|
| | (Vdc) | (A) | (W) | (mVp-p) | |
| SWI5-5-B | 5 | 1.0 | 5.0 | 300 | VI |
| SWI5-5B-B | 5 | 1.2 | 6.0 | 300 | VI |
| SWI5-9-B | 9 | 0.6 | 5.4 | 300 | VI |
| SWI5-12-B | 12 | 0.5 | 6.0 | 300 | VI |

Notes: 1. At full load, nominal AC input voltage, 25°C, 20 MHz bandwidth oscilloscope, output terminated with 0.1 µF and 10 µF capacitors to ground.

PART NUMBER KEY



INPUT

| parameter | conditions/description | min | typ | max | units |
|---------------------------|--------------------------------------|-----|-----|-------|-------|
| voltage | | 90 | | 264 | Vac |
| frequency | | 47 | | 63 | Hz |
| current | at nominal input voltage | | | 0.2 | A |
| leakage current | at nominal input voltage & frequency | | | 0.25 | mA |
| no load power consumption | at 115/230 Vac, 60/50 Hz | | | 0.075 | W |

OUTPUT

| parameter | conditions/description | min | typ | max | units |
|-----------------|--------------------------|-----|-----|-----|-------|
| line regulation | | | ±5 | | % |
| load regulation | | | ±5 | | % |
| start-up time | | | | 3 | s |
| rise time | | | | 100 | ms |
| hold-up time | at nominal input voltage | 5 | | | ms |

PROTECTIONS

| parameter | conditions/description | min | typ | max | units |
|--------------------------|------------------------|-----|-----|------|-------|
| over current protection | auto recovery | | | | |
| | 5 Vdc output model | | | 1.8 | A |
| | 5 Vdc output B model | | | 2.4 | A |
| | 9 Vdc output model | | | 1.2 | A |
| over voltage protection | 12 Vdc output model | | | 0.9 | A |
| | 5 Vdc output model | | | 6.5 | Vdc |
| | 5 Vdc output B model | | | 8.0 | Vdc |
| | 9 Vdc output model | | | 18 | Vdc |
| short circuit protection | 12 Vdc output model | | | 15.6 | Vdc |
| | auto recovery | | | | |

SAFETY & COMPLIANCE

| parameter | conditions/description | min | typ | max | units |
|-------------------|---|--------|-------|-----|-------|
| isolation voltage | input to output at 10 mA for 1 minute | | 3,000 | | Vac |
| | | | 4,242 | | Vdc |
| safety approvals | BS EN 62368 UKCA | | | | |
| EMI/EMC | EN 55032:2015 EN 55035:2017 | | | | |
| MTBF | as per Telcordia SR-332, at 115/230 Vac, full load, 0°C~40°C | 50,000 | | | hours |
| RoHS | yes | | | | |

ENVIRONMENTAL

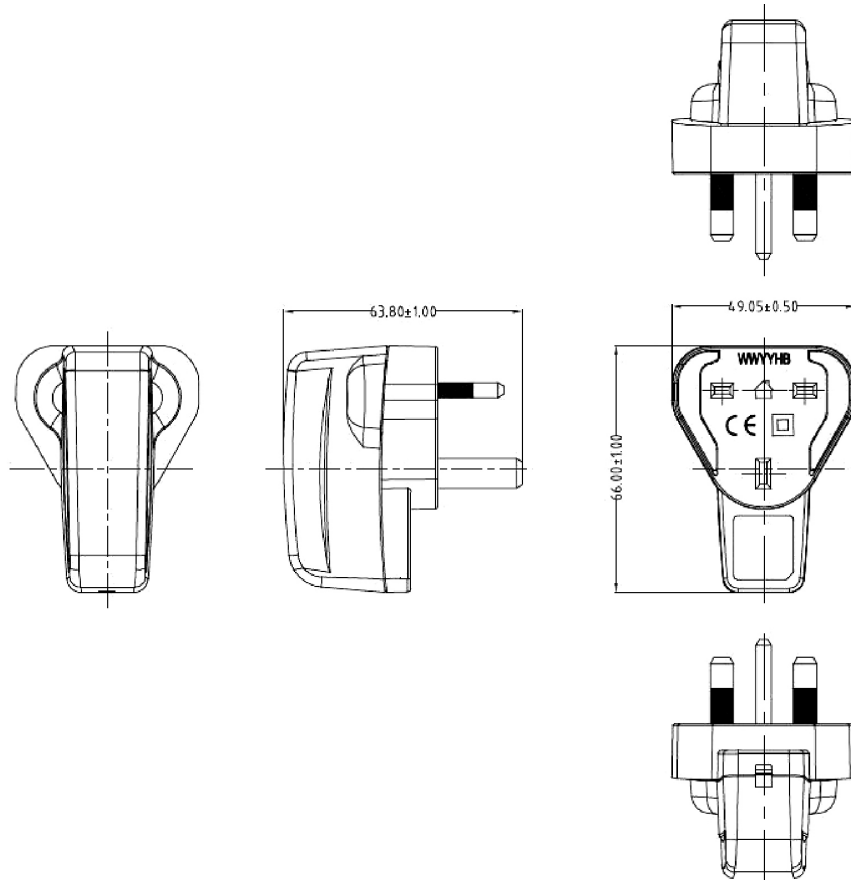
| parameter | conditions/description | min | typ | max | units |
|-----------------------|------------------------|-----|-----|-----|-------|
| operating temperature | | 0 | | 40 | °C |
| storage temperature | | -20 | | 60 | °C |
| operating humidity | non-condensing | 20 | | 85 | % |
| storage humidity | non-condensing | 5 | | 95 | % |

MECHANICAL

| parameter | conditions/description | min | typ | max | units |
|------------|------------------------|-----|-----|-----|-------|
| dimensions | 67.00 x 49.55 x 64.8 | | | | mm |
| inlet plug | United Kingdom, 3-pin | | | | |
| weight | | | 76 | | g |

MECHANICAL DRAWING

units: mm



DC CORD

units: mm

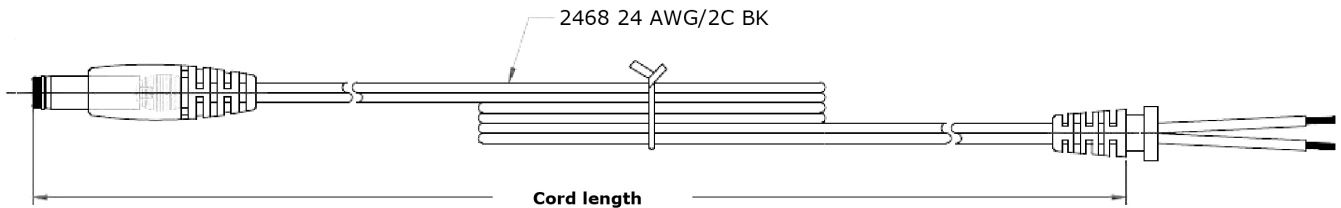


Table 1

| MODEL NO. | CABLE | CORD LENGTH |
|-----------|----------------|--------------|
| SWI5-5-B | UL2468, 24 AWG | 1,500 mm ±50 |
| SWI5-5B-B | UL2468, 24 AWG | 1,500 mm ±50 |
| SWI5-9-B | UL2468, 24 AWG | 1,500 mm ±50 |
| SWI5-12-B | UL2468, 24 AWG | 1,500 mm ±50 |

DC PLUG TYPE PART NUMBER KEY

XXX

Plug Polarity:
P = Center Positive
N = Center Negative

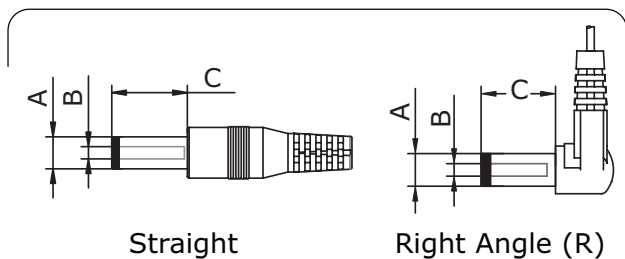
Plug Code:
X = Choose a code from the options below

Plug Angle:
"blank" = Straight
R = Right Angle

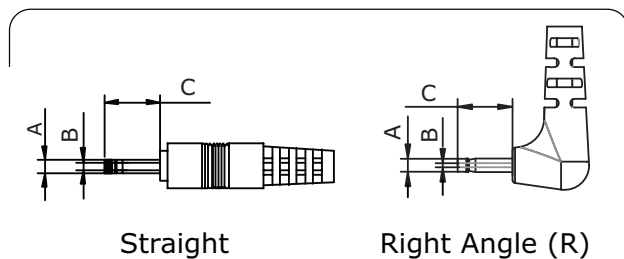
| Plug Polarity | | Code | | Dimensions (mm) | | | Plug Angle | |
|---------------|-------------|--------|-------------------|------------------|------|-----|------------|-------|
| Center Pos. | Center Neg. | Option | Type | A | B | C | Straight | Right |
| • | • | 5 | Standard | 5.5 | 2.1 | 9.5 | • | • |
| • | • | 6 | Standard | 5.5 | 2.5 | 9.5 | • | • |
| • | • | 7 | Standard | 3.5 | 1.35 | 9.5 | • | • |
| • | • | 8 | Standard | 3.8 | 1.35 | 9.5 | • | • |
| • | • | 9 | Standard | 3.8 | 1.05 | 9.5 | • | • |
| • | • | 10 | Locking | 5.5 | 2.1 | 9.5 | • | N/A |
| • | • | 11 | Locking | 5.5 | 2.5 | 9.5 | • | N/A |
| • | • | 12 | EIAJ-1 | 2.35 | 0.7 | 9.5 | • | • |
| • | • | 13 | EIAJ-2 | 4.0 | 1.7 | 9.5 | • | • |
| • | • | 14 | EIAJ-3 | 4.75 | 1.7 | 9.5 | • | • |
| N/A | N/A | ST | Stripped & Tinned | | | | N/A | N/A |
| N/A | N/A | MUB | USB | Micro USB Type B | | | • | N/A |

Note: 1. Contact CUI for additional plug options

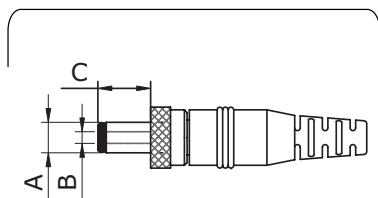
Standard



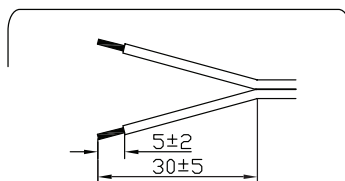
EIAJ



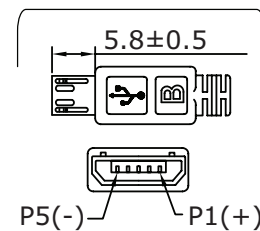
Locking



Stripped & Tinned



USB



REVISION HISTORY

| rev. | description | date |
|------|-----------------------------|------------|
| 1.0 | initial release | 08/11/2021 |
| 1.01 | UKCA added to specification | 09/27/2021 |

The revision history provided is for informational purposes only and is believed to be accurate.



CUI INC

a bel group

Headquarters
20050 SW 112th Ave.
Tualatin, OR 97062
800.275.4899

Fax 503.612.2383
cui.com
techsupport@cui.com

This device complies with part 15 of the FCC Rules. Operation is subject to the following two conditions:

- (1) This device may not cause harmful interference, and
- (2) this device must accept any interference received, including interference that may cause undesired operation.

CUI offers a one (1) year limited warranty. Complete warranty information is listed on our website.

CUI reserves the right to make changes to the product at any time without notice. Information provided by CUI is believed to be accurate and reliable. However, no responsibility is assumed by CUI for its use, nor for any infringements of patents or other rights of third parties which may result from its use.

CUI products are not authorized or warranted for use as critical components in equipment that requires an extremely high level of reliability. A critical component is any component of a life support device or system whose failure to perform can be reasonably expected to cause the failure of the life support device or system, or to affect its safety or effectiveness.