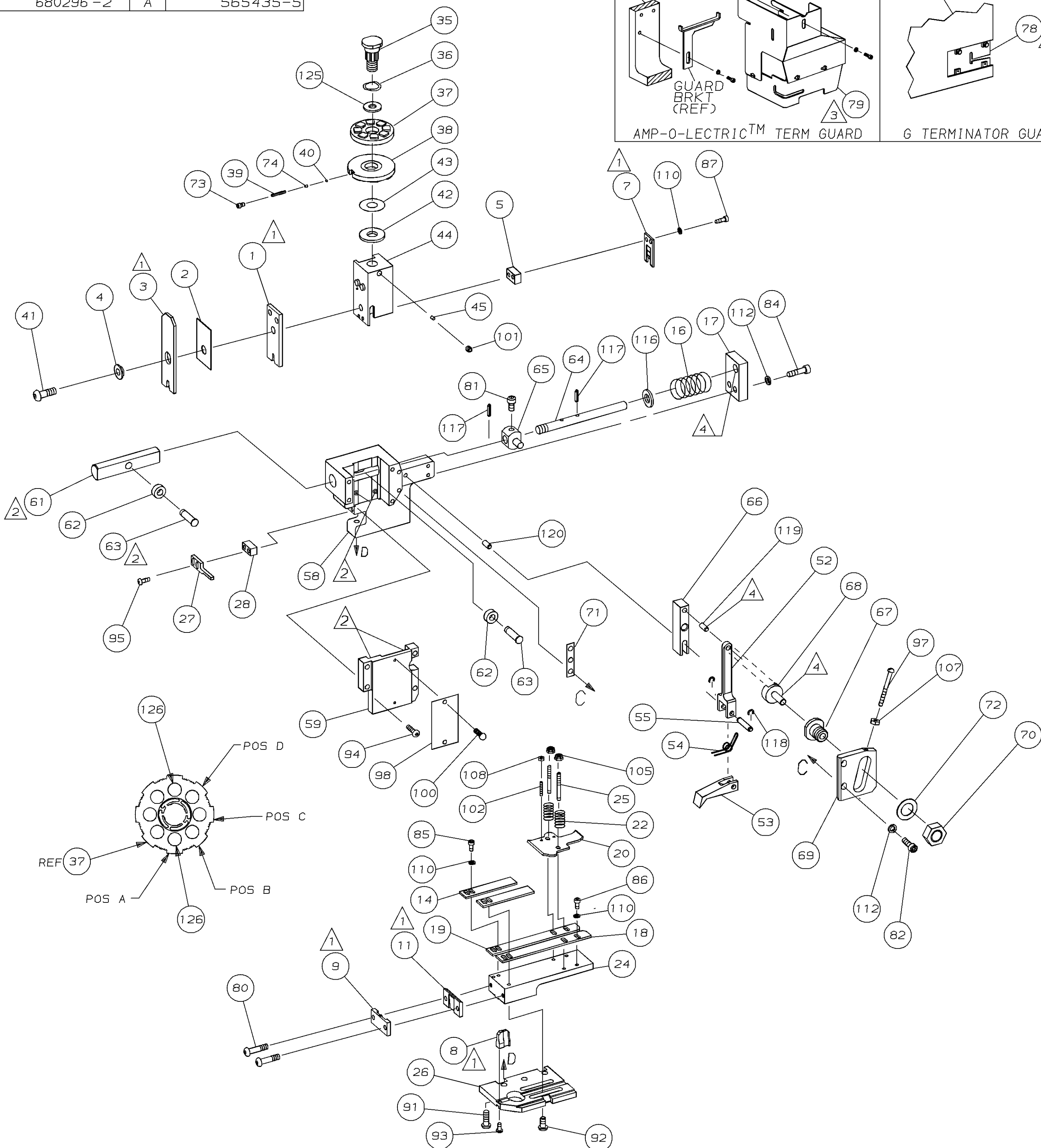
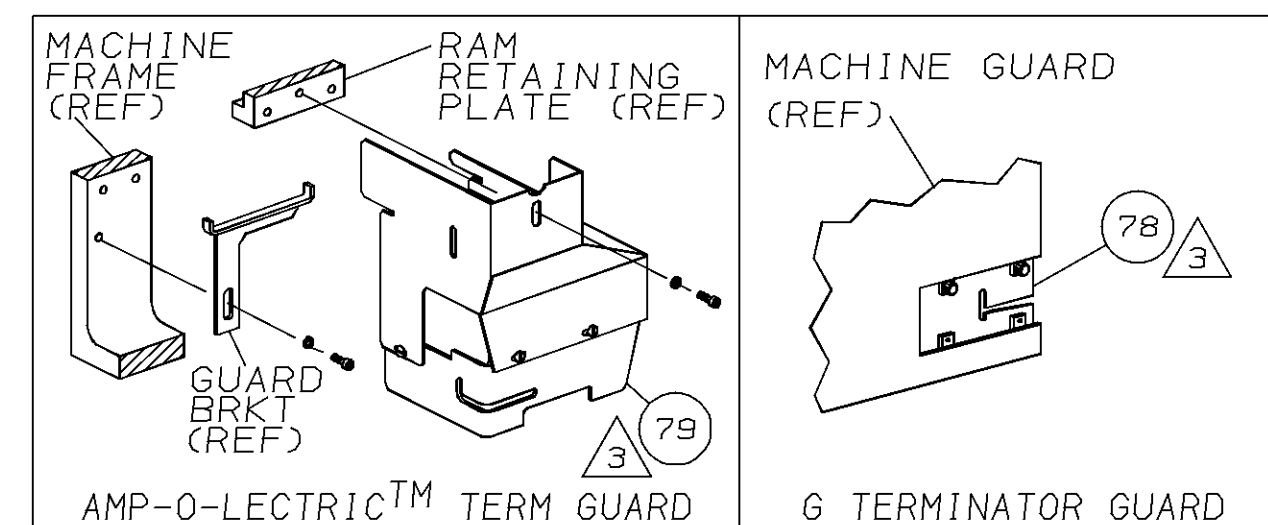
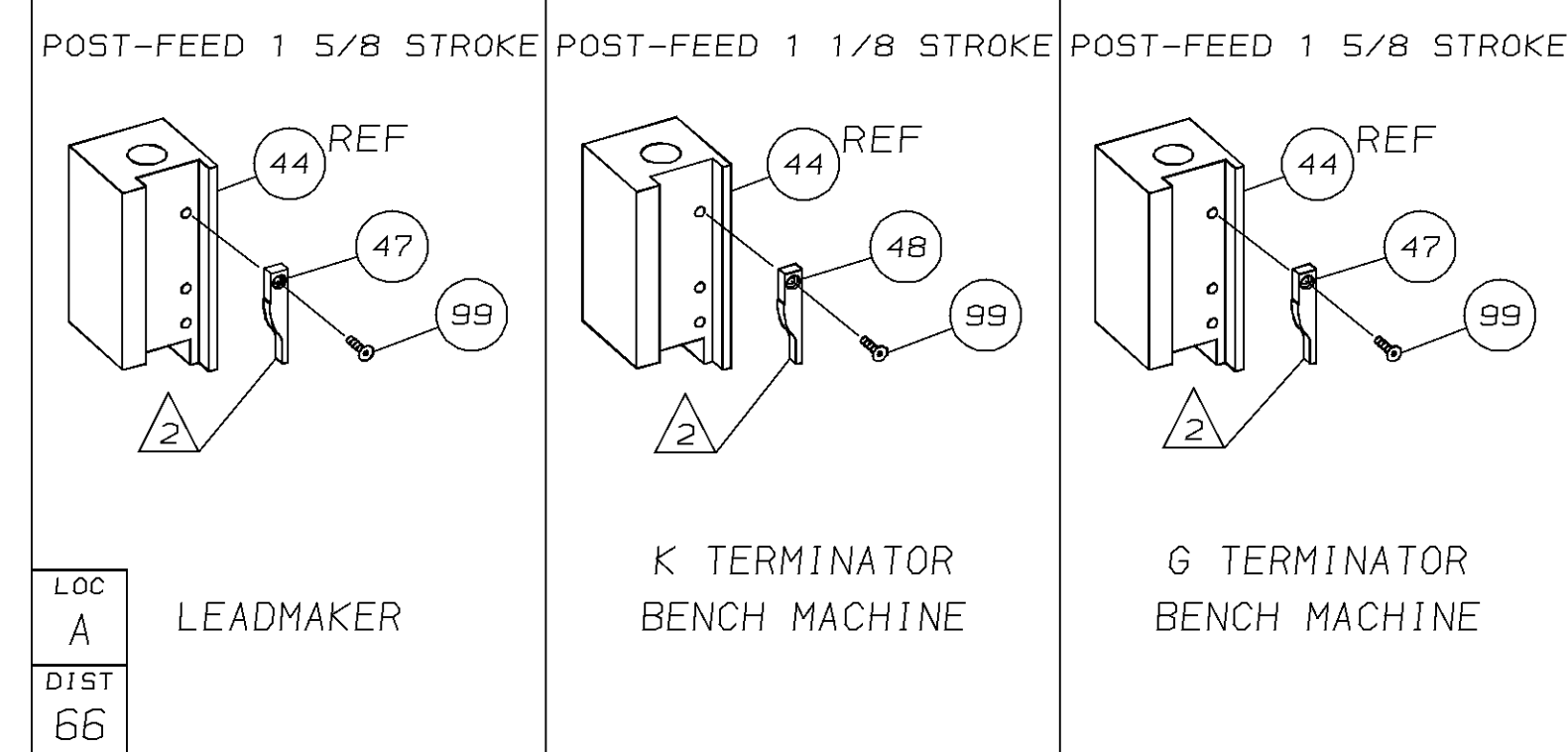


PART NUMBER	REV	FIRST USED
680296-1	A	122500-1
680296-2	A	565435-5



TERMINAL NAME: RING SPECIAL				
61743				
CRIMPING DATA				
PAD LTR	CRIMP HEIGHT	WIRE SIZE		
A	.027 ±.002 [0.69 ±0.05mm]	26		
B	NOT	USED		
C	NOT	USED		
D	NOT	USED		
CRIMP	SIZE	TYPE	RANGE	
WIRE	.074 [1.88mm]	F	26	
INSUL	.080 [2.03mm]	0	φ.040-.070	
WIRE STRIP LENGTH	TERM APPL SPEC	FEED	APPL INSTRUCTION	SET UP GAGE LAYOUT
-	114-2084	.450	408-8039	458638-1 L1237

QTY	REV	U/M	DWG SIZE	PART NO	DESCRIPTION	ITEM NO
129						129
128						128
127						127
2	2	-	C	6-354779-8	PIN, WIRE DISC (.3330)A	126
1	1	-	A	986950-1	WASHER, FLAT PRECISION	125
1	1	-	A	217238-1	DOCUMENTATION PACKAGE	124
1	1	-	-	4088039	EF APPL INST 408-8039	123
						122
						121
1	1	-	A	1-21030-7	PIN, DOWEL (φ.187x1.50) HSG	120
1	1	-	A	1-21030-1	PIN, DOWEL (φ.187x.50) LEVER	119
2	2	-	A	21045-3	RING, RET "C" (φ.187) FD PIN	118
2	2	-	A	5-21028-1	PIN, STD SPRING (φ.12) FD ADJ ROD	117
1	1	-	A	21899-4	WASHER, FLAT (φ5/16) SCR ADJ	116
						115
						114
						113
4	4	-	A	21024-5	WASHER, LOCK (NO.10) FD ROD GDE	112
						111
6	6	-	A	21024-4	WASHER, LOCK (NO.8) SHEAR BL	110
						109
2	2	-	A	21018-4	NUT, HEX (4-40) DRAG	108
1	1	-	A	21018-5	NUT, HEX (6-32) FD ADJ PL	107
						106
2	2	-	A	21022-2	NUT, HEX SL (8-32) DRAG STUD	105
						104
						103
2	2	-	A	2-21006-6	SCR, SKT SET (4-40x.62) DRAG	102
1	1	-	A	21009-2	SCR, SKT SET (1/4-20x.25) RAM	101
2	2	-	A	21017-2	SCR, DRIVE (#2x.19) ID PLATE	100
1	1	-	A	1-21002-7	SCR, BHC (6-32x.38) CAM	99
1	1	-	B	461264-1	PLATE, IDENTIFICATION	98
1	1	-	A	6-23715-5	SCR, PAN HD (6-32x1.50) FEED ADJ	97
						96
2	2	-	A	2-21002-2	SCR, BHC (8-32x.50) STRIPPER	95
4	4	-	A	2-21002-9	SCR, BHC (10-32x.75) HSG CAP	94
1	1	-	A	22733-8	SCR, BHC (8-32x.38 LW) ANVIL	93
4	4	-	A	3-21002-3	SCR, BHC (1/4-20x.50) ST 6D PL	92
3	3	-	A	2-22733-8	SCR, BHC (1/4-20x.62) BASE PL	91
						90
						89
						88
2	2	-	A	7-21000-4	SCR, SHC (8-32x.31) SLUG BLADE	87
2	2	-	A	2-21000-6	SCR, SHC (8-32x.38) STRIP GUIDE	86
3	3	-	A	2-21000-7	SCR, SHC (8-32x.50) STRIP GUIDE	85
2	2	-	A	3-21000-7	SCR, SHC (10-32x.75) FEED ROD GDE	84
						83
2	2	-	A	3-21000-6	SCR, SHC (10-32x.62) FEED ADJ PL	82
1	1	-	A	3-21000-4	SCR, SHC (10-32x.38) PIVOT BLOCK	81
2	2	-	A	3-21002-0	SCR, BHC (10-32x.88) SHEAR PL	80
REF	-	-	A	455745-1	GUARD, WINDOW	79
-	REF	-	A	679532-1	INSERT, GUARD	78
						77
						76
						75
1	1	-	A	690603-1	SPRING, ASSIST	74
1	1	-	A	23030-1	SCR, SKT CAP (6-32x.25) CP DSC	73
1	1	-	A	458109-1	WASHER, FLAT (SPECIAL)	72
1	1	-	A	690517-1	SPACER	71



- 1 RECOMMENDED SPARE PARTS.
- 2 GREASE LIGHTLY.
- 3 GUARD MUST BE IN PLACE WHEN OPERATING APPLICATOR IN A BENCH MACHINE.
- 4 LUBRICATE DAILY USING NO. 20 MACHINE OIL.
- 5 ITEM 78 USED WITH G TERMINATOR ONLY.

QTY	REV	U/M	DWG SIZE	PART NO	DESCRIPTION	ITEM NO
1	1	-	A	22594-8	NUT, HEX	70
1	1	-	B	240628-1	PLATE, ADJ	69
1	1	-	B	240626-1	SHAFT, PIVOT	68
1	1	-	B	240633-1	BUSHING	67
1	1	-	A	455680-1	LEVER, INTERMEDIATE	66
1	1	-	B	240629-1	BLOCK, PIVOT	65
1	1	-	A	240632-2	SCR, ADJ	64
1	1	-	B	240659-3	PIN, CAM ROLLER	63
1	1	-	B	240658-1	CAM, ROLLER	62
1	1	-	B	454398-1	ROD, FEED	61
						60
1	1	-	C	454220-1	CAP, RAM	59
1	1	-	D	453736-1	HOUSING	58
						57
						56
1	1	-	B	240624-1	PIN, FEED FINGER	55
1	1	-	B	691499-1	SPRING, FEED FINGER	54
1	1	-	B	694921-8	FINGER, FEED	53
1	1	-	B	240634-1	LEVER, TERMINAL	52
						51
						50
						49
1	-	-	B	690501-3	CAM, POST FEED 1 1/8 ST	48
-	1	-	B	690501-4	CAM, POST-FEED 1 5/8 ST	47
						46
1	1	-	A	690191-1	PLUG, NYLON	45
1	1	-	C	455674-2	RAM	44
1	1	-	A	690125-1	WASHER, LAMINATED	43
1	1	-	A	690124-1	WASHER, RAM	42
1	1	-	A	7-21002-9	BOLT, CRIMPER (5/16-24x1.00)	41
1	1	-	A	23241-6	BALL, STEEL	40
1	1	-	A	690170-1	SPRING, COMPRESSION	39
1	1	-	C	690142-1	DISC, INSULATION	38
1	1	-	D	354777-1	WIRE DISC, PLASTIC	37
1	1	-	A	22480-5	WASHER, SPRING	36
1	1	-	B	690212-1	POST, RAM	35
						34
						33
						32
						31
						30
						29
1	1	-	B	1-690451-1	SPACER, STRIPPER	28
1	1	-	A	240639-1	STRIPPER	27
1	1	-	C	455676-1	PLATE, BASE	26
2	2	-	A	22354-8	DRAG, STUD	25
1	1	-	B	455678-1	PLATE, STRIP GUIDE	24
						23
2	2	-	A	4-22281-1	SPRING, DRAG	22
						21
1	1	-	A	454177-1	DRAG, STOCK	20
1	1	-	B	458030-8	GUIDE, STRIP (REAR)	19
1	1	-	C	458031-8	GUIDE, STRIP (FRONT)	18
1	1	-	A	454178-1	GUIDE, FEED ROD	17
1	1	-	A	4-22284-9	SPRING, FEED RETURN	16
						15
2	2	-	B	463450-1	GUIDE, FEED FINGER	14
						13
						12
1	1	-	B	240644-1	PLATE, REAR SHEAR	11
						10
1	1	-	B	2-690482-5	PLATE, FRONT SHEAR	9
1	1	-	D	7-240654-1	ANVIL	8
1	1	-	B	2-690474-9	BLADE, SLUG	7
						6
1	1	-	C	4-240641-3	SPACER, SLUG BLADE	5
1	1	-	B	238009-8	SPACER, BLOCK CRIMPER	4
1	1	-	C	6-456135-5	CRIMPER, INSULATION	3
1	1	-	B	455888-1	SPACER, CRIMPER	2
1	1	-	C	1-568176-5	CRIMPER, WIRE	1

QTY	REV	U/M	DWG SIZE	PART NO	DESCRIPTION	ITEM NO
-2	-1	U/M	DWG SIZE	PART NO	DESCRIPTION	ITEM NO
REVISION OF EACH ASSY NO (WHEN BLANK, USE DWG REVISION)						
QTY REQD PER ASSY PARTS LIST						
DIMENSIONS IN INCHES. DO NOT SCALE PRINT. TOLERANCES UNLESS OTHERWISE SPECIFIED.						
DR M. OBRINE 4-2-96 APP T. ELBIN 4-2-96						
CHK 4-2-96 REL 4/9/96						
C. ERISMAN B. MORGAN						
NAME END FEED HDM APPLICATOR MACHINE REF MINI APPL						
SCALE SHEET REV						
D DWG NO 680296 1 OF 1 A						

THIS DRAWING IS A CONTROLLED DOCUMENT FOR AMP INCORPORATED. IT IS SUBJECT TO CHANGE AND THE CONTROLLING ENGINEERING ORGANIZATION SHOULD BE CONTACTED FOR THE LATEST REVISION.

THIS INFORMATION IS CONFIDENTIAL AND IS DISCLOSED TO YOU ON CONDITION THAT NO FURTHER DISCLOSURE IS MADE BY YOU TO OTHER THAN AMP PERSONNEL WITHOUT WRITTEN AUTHORIZATION FROM AMP INCORPORATED, HARRISBURG, PA.