

FUSEHOLDERS

PCB mount

FAB

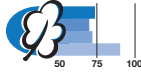
for 5 × 20 mm

Fuseholder Type FAB

horizontal
shocksafe category PC2



0031.3558



- bayonet type fuse carrier, slotted
- with or without "kicked" PCB-terminals
- degree of protection IP40 from front-side, according to IEC 60529
- suitable for equipment with protection classes I and II according to IEC 60536

Technical data

- Rated voltage: 250 V
- Rated current: 10 A
- Rated power acceptance at ambient air temperature T_a 23 °C: 2 W
- Power acceptance at higher T_a : see derating curves
Take note of the information on pages 215–219
- Allowable ambient air temperatures T_a for accessible parts: -40 °C to +85 °C
- Contact resistance: 5 m Ω
- Dielectric strength: > 4 kV, 50 Hz, 1 Min.*
- Insulation resistance (500 V DC/1 Min): > 103 M Ω
- Solderability: 235 °C/2 s, according to IEC 60068-2-20, test Ta, method 1
- Resistance to soldering heat: 350 °C/5 s, according to IEC 60068-2-20, test Tb, method 1B
- Materials
socket: thermoset, UL 94 V-0
fuse carrier: thermoplastic, UL 94 V-0

* between metal mounting plate and live parts

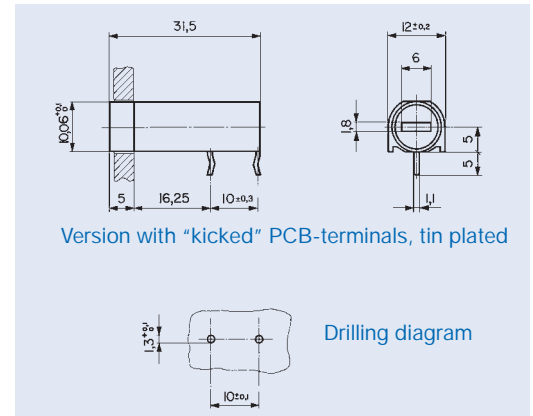
Standards

IEC 60127-6
EN 60127-6
UL 512, CSA C22.2-39

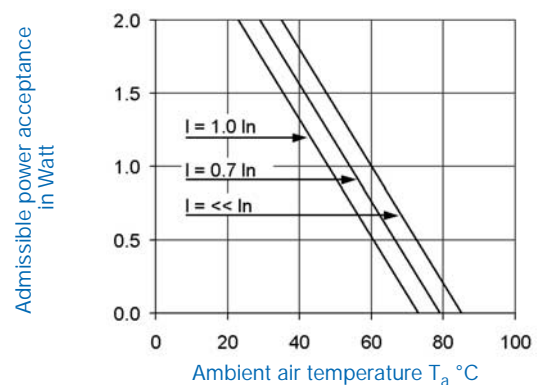
Approvals, Patents

SEV (10 A/250 V) UL (12 A/250 V)
 VDE (10 A/250 V) CSA (10 A/250 V)
 SEMKO (10 A/250 V)

Patents in U.S. (No. 4,072,385) and in further countries



Derating curve



Order No.		Fuse carrier
0031.3551	Fuseholder complete, with straight terminals, black	slotted
0031.3558	Fuseholder complete, with kicked terminals, black	slotted
0031.3555	Fuse carrier, bayonet, black	slotted

Accessories see page 183