

MSC50DC170HJ
Datasheet
SiC Diode Full Bridge Power Module

December 2019



a  **MICROCHIP** company

Contents

Revision History.....	1
1.1 Revision 1.0.....	1
Product Overview.....	2
2.1 Features.....	2
2.2 Benefits.....	2
2.3 Applications.....	3
Electrical Specifications.....	4
3.1 Absolute Maximum Ratings.....	4
3.2 Electrical Performance.....	4
3.3 Typical Performance Curves.....	6
Package Specification.....	7
4.1 Package Outline Drawing.....	7

1 Revision History


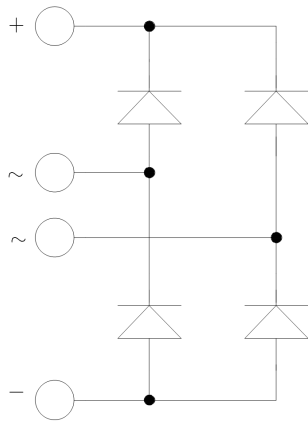
The revision history describes the changes that were implemented in the document. The changes are listed by revision, starting with the most current publication.

1.1 Revision 1.0

Revision 1.0 was published in December 2019. It is the first publication of this document.

2 Product Overview

This section shows the product overview of the MSC50DC170HJ device.



All ratings at $T_j = 25^\circ\text{C}$, unless otherwise specified.

Caution: These devices are sensitive to electrostatic discharge. Proper handling procedures should be followed.

2.1 Features

The following are key features of the MSC50DC170HJ device:

- Silicon Carbide (SiC) Schottky diode
 - Zero reverse recovery
 - Zero forward recovery
 - Temperature-independent switching behavior
 - Positive temperature coefficient on VF
- Very low stray inductance
- High level of integration

2.2 Benefits

The following are benefits of the MSC50DC170HJ device:

- Outstanding performance at high frequency operation
- Direct mounting to heatsink (isolated package)
- Low junction-to-case thermal resistance
- RoHS compliant

2.3 Applications

The MSC50DC170HJ device is designed for the following applications:

- Switch-mode power supplies rectifier
- Induction heating
- Welding equipment
- High-speed rectifiers

3 Electrical Specifications

This section shows the electrical specifications of the MSC50DC170HJ device.

3.1 Absolute Maximum Ratings

The following table shows the absolute maximum ratings per SiC diode of the MSC50DC170HJ device.

Table 1 • Absolute Maximum Ratings

Symbol	Parameter	Max Ratings	Unit
V_{RRM}	Repetitive peak reverse voltage	1700	V
I_F	DC forward current	$T_C = 100\text{ }^\circ\text{C}$	50 A

Table 2 • Thermal and Package Characteristics

Symbol	Characteristic	Min	Typ	Max	Unit
V_{ISOL}	RMS isolation voltage, any terminal to case $t = 1$ minute, 50 Hz/60 Hz	2500			V
T_J, T_{STG}	Storage temperature range	-55		175	$^\circ\text{C}$
T_{JOP}	Recommended junction temperature under switching conditions	-55		$T_{Jmax} - 25$	
Torque	Terminals and mounting screws			1.1	N.m
Wt	Package weight		29.2		g

3.2 Electrical Performance

The following table shows the electrical characteristics per SiC diode of the MSC50DC170HJ.

Table 3 • Electrical Characteristics

Symbol	Characteristic	Test Conditions	Min	Typ	Max	Unit
V_F	Diode forward voltage	$I_F = 50\text{ A}$	$T_j = 25\text{ }^\circ\text{C}$	1.5	1.8	V
			$T_j = 175\text{ }^\circ\text{C}$	2		
I_{RM}	Reverse leakage current	$V_R = 1700\text{ V}$	$T_j = 25\text{ }^\circ\text{C}$	50	200	μA
			$T_j = 175\text{ }^\circ\text{C}$	250		
Q_C	Total capacitive charge	$V_R = 900\text{ V}$		410		nC

Symbol	Characteristic	Test Conditions	Min	Typ	Max	Unit
C	Total capacitance	f = 1 MHz, VR = 600 V		300		pF
		f = 1 MHz, VR = 900 V		250		
R _{thJC}	Junction-to-case thermal resistance				0.544	°C/W

3.3 Typical Performance Curves

This section shows the typical performance curves of the MSC50DC170HJ device.

Figure 1 • Maximum Transient Thermal Impedance

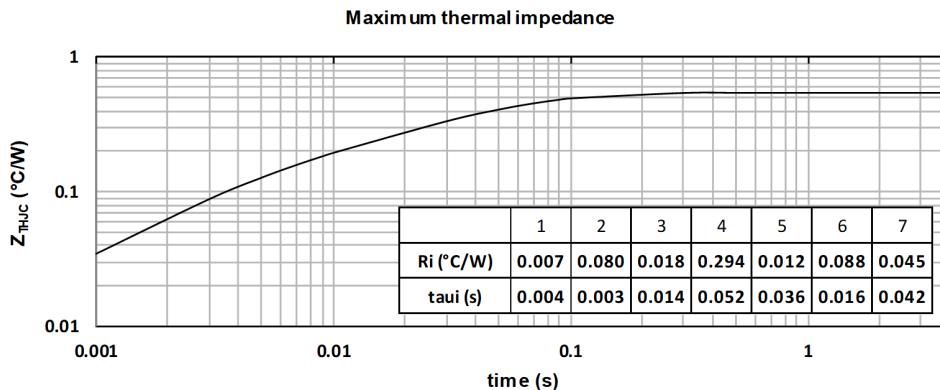


Figure 2 • Forward Current vs. Forward Voltage

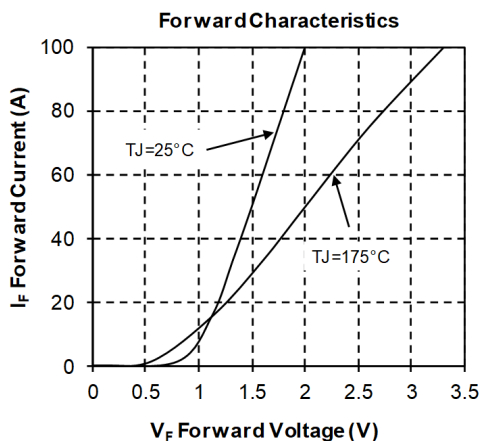
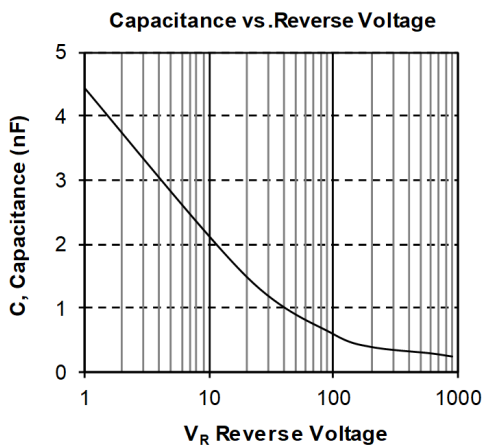


Figure 3 • Capacitance vs. Reverse Voltage



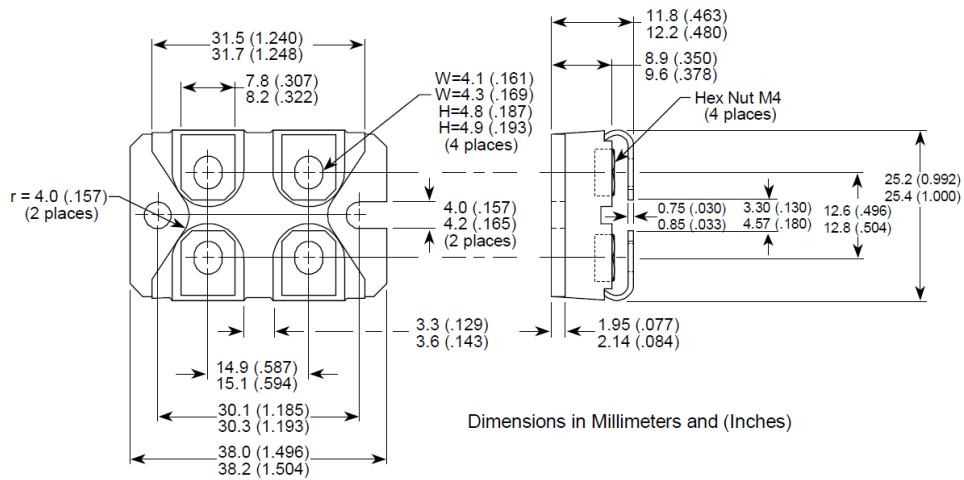
4 Package Specification

This section shows the package specification of the MSC50DC170HJ device.

4.1 Package Outline Drawing

The following image illustrates the package outline of MSC50DC170HJ device.

Figure 4 • Package Outline Drawing





Microchip Technology Inc.
 2355 West Chandler Blvd.
 Chandler, Arizona, USA 85224-6199

Within the USA: +1 (800) 713-4113
 Outside the USA: +1 (949) 380-6100
 Sales: +1 (949) 380-6136
 Fax: +1 (949) 215-4996
 Email: sales.support@microsemi.com
www.microsemi.com

© 2019 Microsemi. All rights reserved. Microsemi and the Microsemi logo are trademarks of Microsemi Corporation. All other trademarks and service marks are the property of their respective owners.

Microsemi makes no warranty, representation, or guarantee regarding the information contained herein or the suitability of its products and services for any particular purpose, nor does Microsemi assume any liability whatsoever arising out of the application or use of any product or circuit. The products sold hereunder and any other products sold by Microsemi have been subject to limited testing and should not be used in conjunction with mission-critical equipment or applications. Any performance specifications are believed to be reliable but are not verified, and Buyer must conduct and complete all performance and other testing of the products, alone and together with, or installed in, any end-products. Buyer shall not rely on any data and performance specifications or parameters provided by Microsemi. It is the Buyer's responsibility to independently determine suitability of any products and to test and verify the same. The information provided by Microsemi hereunder is provided "as is, where is" and with all faults, and the entire risk associated with such information is entirely with the Buyer. Microsemi does not grant, explicitly or implicitly, to any party any patent rights, licenses, or any other IP rights, whether with regard to such information itself or anything described by such information. Information provided in this document is proprietary to Microsemi, and Microsemi reserves the right to make any changes to the information in this document or to any products and services at any time without notice.

Microsemi, a wholly owned subsidiary of Microchip Technology Inc. (Nasdaq: MCHP), offers a comprehensive portfolio of semiconductor and system solutions for aerospace & defense, communications, data center and industrial markets. Products include high-performance and radiation-hardened analog mixed-signal integrated circuits, FPGAs, SoCs and ASICs; power management products; timing and synchronization devices and precise time solutions, setting the world's standard for time; voice processing devices; RF solutions; discrete components; enterprise storage and communication solutions; security technologies and scalable anti-tamper products; Ethernet solutions; Power-over-Ethernet ICs and midspans; as well as custom design capabilities and services. Learn more at www.microsemi.com.

MSSC-0344-DS-01035-1.0-1219