



Electrical specifications

Center Frequency: 2595 MHz
Bandwidth: Fo +/- 25 MHz
Input / Output Impedance: 50 Ohms
Passband: 2570-2620 MHz
Passband Insertion Loss: 1.5 dB typ
Passband Ripple: 0.5 dB max
Passband Return Loss: 16 dB min
Rejection: 20 dB min @ 2467 MHz
Rejection 2: 40 dB min @ 2320 MHz
Power Handling: 3 W max

Mechanical

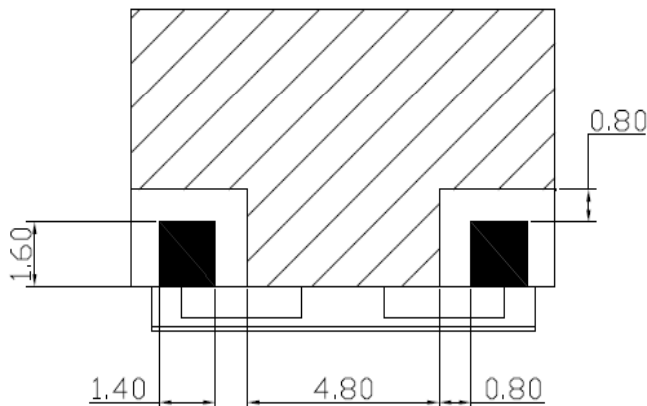
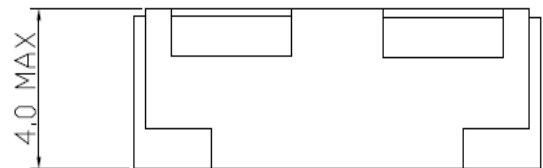
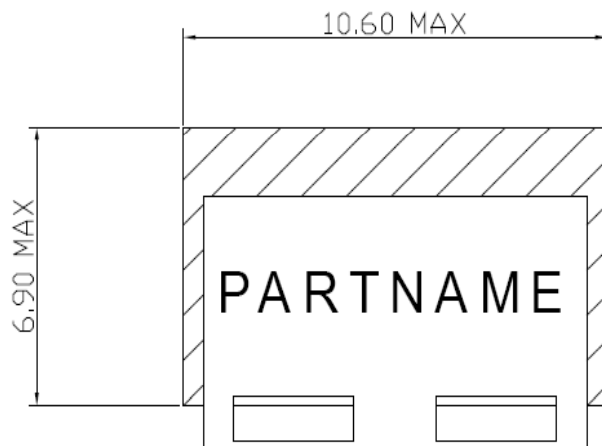
Mounting Method: SMT
Dimensions: 10.60 x 6.90 x 4 mm

Environmental

Operating Temperature: -20°C to +85°C
Storage Temperature: -50°C to +90°C

This product is RoHs compliant.

Outline Drawing:





ANATECH ELECTRONICS INC
RF & Microwave Filters & Products

2595 MHz Ceramic Bandpass Filter

Part Number: AM2595B1232



Response Plot:

