

WPD 302 2X35/2X25 3XGY**Weidmüller Interface GmbH & Co. KG**

Klingenbergstraße 26

D-32758 Detmold

Germany

www.weidmueller.com

Product image**Building installation wiring**

For building installations, we offer a complete system that revolves around the 10×3 copper rail and comprises perfectly coordinated components: from installation terminal blocks, neutral conductor terminal blocks and distribution terminal blocks to comprehensive accessories such as busbars and busbar holders.

General ordering data

Version	W-Series, Distribution block, Rated cross-section: Screw connection, Terminal rail / mounting plate
Order No.	1561740000
Type	WPD 302 2X35/2X25 3XGY
GTIN (EAN)	4050118366914
Qty.	2 pc(s).

Creation date January 10, 2022 10:11:02 PM CET

Catalogue status 17.12.2021 / We reserve the right to make technical changes.

WPD 302 2X35/2X25 3XGY
Weidmüller Interface GmbH & Co. KG

Klingenbergstraße 26

D-32758 Detmold

Germany

www.weidmueller.com

Technical data
Dimensions and weights

Depth	49.3 mm	Depth (inches)	1.941 inch
Height	55.4 mm	Height (inches)	2.181 inch
Width	66.6 mm	Width (inches)	2.622 inch
Net weight	272 g		

Temperatures

Storage temperature	-25 °C...55 °C	Continuous operating temp., min.	-50 °C
Continuous operating temp., max.	130		

Environmental Product Compliance

REACH SVHC	Lead 7439-92-1
------------	----------------

Material data

Material	Wemid	Colour	Light Grey
UL 94 flammability rating	V-0		

System specifications

Version	Screw connection	End cover plate required	No
Number of potentials	3	Number of levels	1
Number of clamping points per level	6	Number of potentials per tier	3
Levels cross-connected internally	No	PE connection	No
N-function	No	PE function	No
PEN function	No		

Additional technical data

Installation advice	Terminal rail / mounting plate	Open sides	closed
Snap-on	Yes	Type of mounting	Snap-on
With snap-in pegs	Yes		

Conductors for clamping (rated connection)

Connection direction	on side	Type of connection	Screw connection
----------------------	---------	--------------------	------------------

General

Installation advice	Terminal rail / mounting plate	Number of poles	3
Standards	IEC 60947-7-1, IEC 61238-1, VDE 0603-2		

Rating data

Rated voltage	1,000	Rated AC voltage	1,000 V AC
Rated DC voltage	1,000 V DC	Rated current	202 A
Standards	IEC 60947-7-1, IEC 61238-1, VDE 0603-2		

WPD 302 2X35/2X25 3XGY

Weidmüller Interface GmbH & Co. KG

Klingenbergstraße 26

D-32758 Detmold

Germany

www.weidmueller.com

Technical data

Classifications

ETIM 6.0	EC000897	ETIM 7.0	EC000897
ETIM 8.0	EC000897	ECLASS 9.0	27-14-11-20
ECLASS 9.1	27-14-11-20	ECLASS 10.0	27-14-11-20
ECLASS 11.0	27-14-11-20		

Approvals

Approvals



ROHS

Conform

Downloads

Approval/Certificate/Document of Conformity	CB Certificate EAC certificate VDE Certificate VDE Certificate DNV Certificate CE Declaration of Conformity CE Declaration of Conformity all terminals
Engineering Data	CAD data – STEP
Engineering Data	EPLAN, WSCAD
User Documentation	StorageConditionsTerminalBlocks DATA SHEET WPD 302
Catalogues	Catalogues in PDF-format
Brochures	

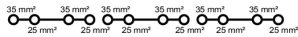
Data sheet

WPD 302 2X35/2X25 3XGY

Weidmüller Interface GmbH & Co. KG
Klingenbergstraße 26
D-32758 Detmold
Germany

www.weidmueller.com

Drawings



Power distribution
Screw connection

Application range

W-Series
WPD 401 2X25/2X16 4XGY



Width / Height / Depth	mm
max. current / max. conductor	A/mm ²
max. clamping range	mm ²

Technical data

Rated data	
Rated voltage	V
Rated current	A
for wire cross-section	35 mm ² mm ²
Rated impulse withstand voltage / Pollution severity	
Overvoltage category / UL 94 flammability rating	
Approvals	

Clamped conductors (H05V/H07V)	
Solid / Stranded	35 mm ² mm ²
	25 mm ² mm ²
Flexible with ferrule	35 mm ² mm ²
	25 mm ² mm ²
Stripping length / Blade size	35 mm ² mm/-
	25 mm ² mm/-
Tightening torque	Nm

Note

Ordering data

Version	
	light grey
	blue
	green
	brown
	black

Note

Accessories

End bracket	
	dark beige
	dark beige

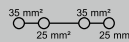
Screwdriver

WPD 102

35 mm²



22.2 / 49.3 / 55.7
125 / 35
2.5...35



IEC 60947-7-1, DIN EN 0603-3-1

IEC	UL	CSA	EN 60079-7
1000	600	600	
125	115	125	
35	AWG 14...2	AWG 14...2	
8 kV / 3			
III / V-0			

Rated connection	
4...35 / 4...35	mm ²
4...35 / 4...35	mm ²
2.5...25	mm ²
2.5...25	mm ²
22 / M6 (+/- PZ2)	mm/-
18 / M6 (+/- PZ2)	mm/-

see appendix at the end of the chapter

Note

Type	Qty.	Order No.
WPD 102 2X35/2X25 GY	5	1561680000
WPD 102 2X35/2X25 BL	5	1561640000
WPD 102 2X35/2X25 GN	5	1561670000
WPD 102 2X35/2X25 BN	5	1561650000
WPD 102 2X35/2X25 BK	5	1561630000

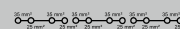
Type	Qty.	Order No.
WEW 35/2	100	1061200000
AEB 35 SC/1	50	1991920000
SDK PZ2	1	9008540000

WPD 302

35 mm²



66.6 / 49.3 / 55.7
125 / 35
2.5...35



IEC 60947-7-1, DIN EN 0603-3-1

IEC	UL	CSA	EN 60079-7
1000	600	600	
125	115	125	
35	AWG 14...2	AWG 14...2	
8 kV / 3			
III / V-0			

Rated connection	
4...35 / 4...35	mm ²
4...35 / 4...35	mm ²
2.5...25	mm ²
2.5...25	mm ²
22 / M6 (+/- PZ2)	mm/-
18 / M6 (+/- PZ2)	mm/-

see appendix at the end of the chapter

Note

Type	Qty.	Order No.
WPD 302 2X35/2X25 3XGY	2	1561740000

Type	Qty.	Order No.
WEW 35/2	100	1061200000
AEB 35 SC/1	50	1991920000
SDK PZ2	1	9008540000

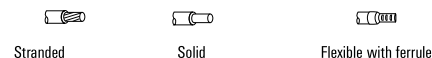
B



Conductor connection data according to VDE 0603-2 (Cu), IEC 61238-1 Class A (Al)

Input (x2) / Output (x2)	Copper		Aluminium
2x35 mm ² (round conductor)			
35 mm ²	3,5 Nm	3,5 Nm	8 Nm
25 mm ²			6 Nm
16 mm ²			4 Nm
10 mm ²			
6 mm ²			
4 mm ²			
2.5 mm ²			
1.5 mm ²			
Stripping lengths	22 mm		
screw	M6 (+/- PZ2)		

Input (x2) / Output (x2)	Copper		Aluminium
2x25 mm ² (Rundleiter)			
35 mm ²	3,5 Nm	3,5 Nm	8 Nm
25 mm ²			6 Nm
16 mm ²			4 Nm
10 mm ²			
6 mm ²			
4 mm ²			
2.5 mm ²			
1.5 mm ²			
Stripping lengths	18 mm		
screw	M6 (+/- PZ2)		



UL Rating data according to UL 1059

Certificate no. (UR)	XCFR2.E60693	
Voltage size B,C (UR) - CU	600 V	
	Current size B,C (UR) - CU / Tightening torque	
	Line	Load
AWG 2	115 A / 31 Lb In.	85 A / 22.1 Lb In.
AWG 4		
AWG 6		
AWG 8		
AWG 10		
AWG 12		
AWG 14		

Voltage size B,C (UR) - AL	600 V	
	Current size B,C (UR) - AL / Tightening torque	
	Line	Load
AWG 2	65 A / 70.8 Lb In.	65 A / 53 Lb In.
AWG 4	50 A / 70.8 Lb In.	50 A / 35 Lb In.
AWG 6		
AWG 8		
AWG 10		
AWG 12		
AWG 14		

CSA rating data according to CSA 22.2 No. 158

Certificate No. (cURus)	XCFR8.E60693	
Voltage size B,C (cURus) - Cu	600 V	
	Current size B,C (cURus) - CU / CU / Tightening torque	
	Line	Load
AWG 2	125 A / 3,5 Nm	85 A / 2,5 Nm
AWG 4		
AWG 6		
AWG 8		
AWG 10		
AWG 12		
AWG 14		

Voltage size C (cURus) - AL	600 V	
	Current size B,C (cURus) - AL / AL / Tightening torque	
	Line	Load
AWG 2	90 A / 8 Nm	90 A / 8 Nm
AWG 4	65 A / 6 Nm	90 A / 8 Nm
AWG 6	50 A / 4 Nm	65 A / 6 Nm
AWG 8		
AWG 10		
AWG 12		
AWG 14		

B

