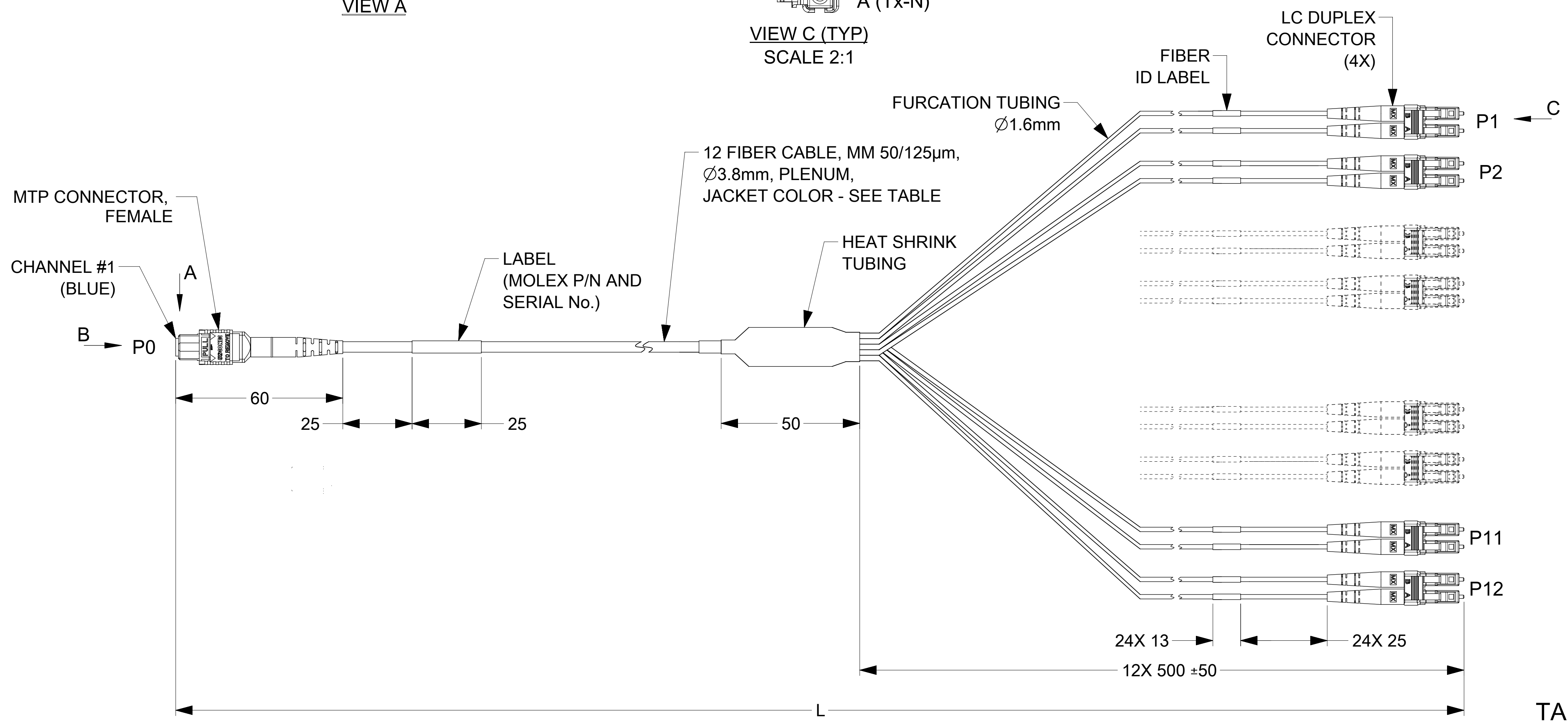
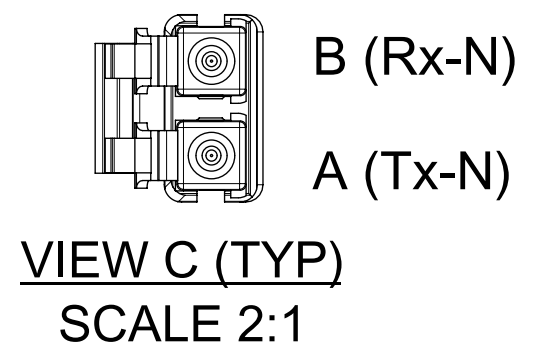
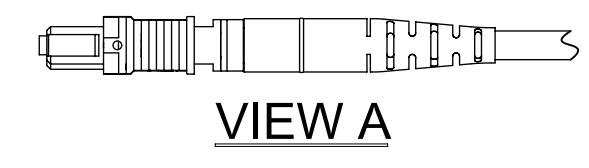
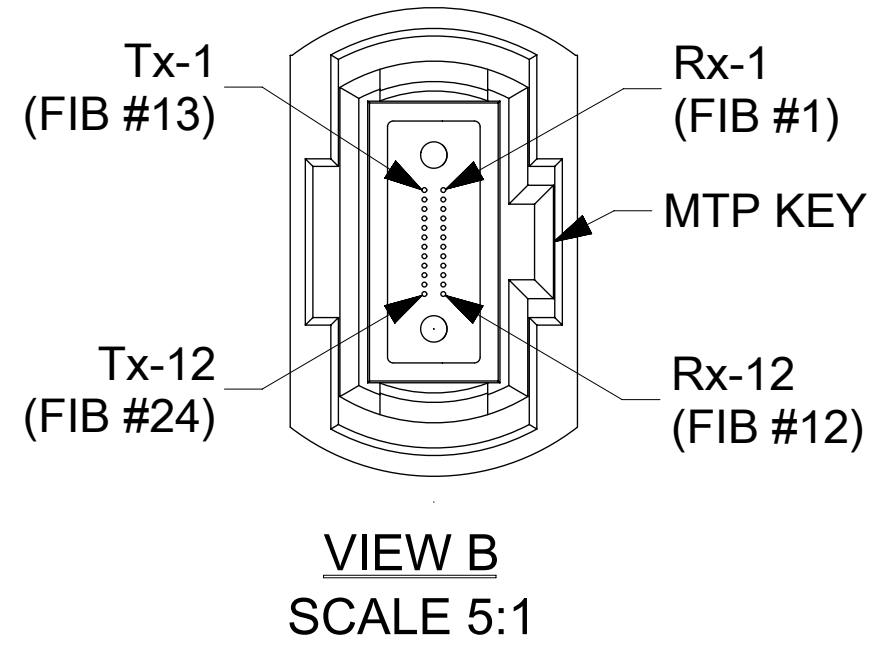


| ASSEMBLY P/N | | | | OVERALL LENGTH L (m) |
|---|-------------------------------------|-------------------------------------|--------------|----------------------|
| STANDARD BANDWIDTH (OM2 FIBER) ORANGE CBL | HIGH BANDWIDTH (OM3 FIBER) AQUA CBL | HIGH BANDWIDTH (OM4 FIBER) AQUA CBL | | |
| 1062845001 | 1062845101 | 1062845201 | 1.0 +0.2/-0 | |
| 1062845002 | 1062845102 | 1062845202 | 3.0 +0.2/-0 | |
| 1062845003 | 1062845103 | 1062845203 | 5.0 +0.20/-0 | |
| 1062845004 | 1062845104 | 1062845204 | 10.0 +0.3/-0 | |
| 1062845005 | 1062845105 | 1062845205 | 15.0 +0.3/-0 | |

| CONNECTIONS | | |
|-------------|-------|----------|
| FROM P0 | TO LC | FIBER ID |
| Tx-1 | P1-A | Tx-1 |
| Tx-2 | P2-A | Tx-2 |
| Tx-3 | P3-A | Tx-3 |
| Tx-4 | P4-A | Tx-4 |
| Tx-5 | P5-A | Tx-5 |
| Tx-6 | P6-A | Tx-6 |
| Tx-7 | P7-A | Tx-7 |
| Tx-8 | P8-A | Tx-8 |
| Tx-9 | P9-A | Tx-9 |
| Tx-10 | P10-A | Tx-10 |
| Tx-11 | P11-A | Tx-11 |
| Tx-12 | P12-A | Tx-12 |
| Rx-1 | P1-B | Rx-1 |
| Rx-2 | P2-B | Rx-2 |
| Rx-3 | P3-B | Rx-3 |
| Rx-4 | P4-B | Rx-4 |
| Rx-5 | P5-B | Rx-5 |
| Rx-6 | P6-B | Rx-6 |
| Rx-7 | P7-B | Rx-7 |
| Rx-8 | P8-B | Rx-8 |
| Rx-9 | P9-B | Rx-9 |
| Rx-10 | P10-B | Rx-10 |
| Rx-11 | P11-B | Rx-11 |
| Rx-12 | P12-B | Rx-12 |



NOTE:

CABLE ASSEMBLY SPECIFICATIONS:

| | |
|--|--------------------------------------|
| OPTICAL PROPERTIES | MULTIMODE 50/125 µm BEND-INSENSITIVE |
| FIBER TYPE | 0.5/0.35 dB |
| CONNECTOR INSERTION LOSS MTP/LC (MAX.) | 3.5/1.2 dB/km AT 850/1300 nm |
| CABLE ATTENUATION (MAX.) | SEE TABLE 1 |
| OVERFILLED LAUNCH BANDWIDTH, MIN. | |
| ENVIRONMENTAL PROPERTIES | UL94 V-0 |
| CONNECTOR MATERIALS | PLENUM OFNP (NFPA262/UL 910) |
| CABLE FLAMMABILITY RATING | -20°C TO +70°C |
| OPERATING TEMPERATURE RANGE | |
| MECHANICAL PROPERTIES | 12 Tx X 12 Rx |
| FIBER COUNT | 57mm |
| CABLE MIN. BEND RADIUS | 20mm |
| SHORT TERM | 10mm |
| LONG TERM | >3.5 N/mm |
| NO LOAD | |
| CABLE COMPRESSION FORCE | |

TABLE 1

| FIBER TYPE | OVERFILLED LAUNCH BANDWIDTH, MIN. (MHz-km) | | 10 GIGABIT ETHERNET LINK DISTANCE, MIN. (m) | | EFFECTIVE MODAL BANDWIDTH (MHz-km) |
|--------------------------|--|---------|---|---------|------------------------------------|
| | 850 nm | 1300 nm | 850 nm | 1300 nm | 850 nm |
| STANDARD BANDWIDTH (OM2) | 500 | 500 | 86 | --- | --- |
| HIGH BANDWIDTH (OM3) | 1500 | 500 | 300 | --- | 2000 |
| HIGH BANDWIDTH (OM4) | 3500 | 550 | 550 | --- | 4700 |

THIS DRAWING CONTAINS INFORMATION THAT IS PROPRIETARY TO MOLEX ELECTRONIC TECHNOLOGIES, LLC AND SHOULD NOT BE USED WITHOUT WRITTEN PERMISSION

| | | | | |
|---------------------------------------|-------|--|--------------|--|
| DIMENSION UNITS | SCALE | CURRENT REV DESC: | | <p>MOLEX CXP OPTICAL BREAKOUT CABLE ASSEMBLY</p> <p>PRODUCT CUSTOMER DRAWING</p> |
| mm | 1:1 | EC NO: 726176 | | |
| GENERAL TOLERANCES (UNLESS SPECIFIED) | | DRWN: IGUMIN | 2022/10/25 | |
| ANGULAR TOL ± 0.5° | | CHK'D: RWHEELER | 2022/10/26 | |
| 4 PLACES ± | | APPR: RWHEELER | 2022/10/26 | |
| 3 PLACES ± | | INITIAL REVISION: | | |
| 2 PLACES ± | | DRWN: YBEDNYAK | 2010/06/24 | |
| 1 PLACE ± | | APPR: SMIGO | 2010/07/08 | |
| 0 PLACES ± | | DRAFT WHERE APPLICABLE MUST REMAIN WITHIN DIMENSIONS | | |
| THIRD ANGLE PROJECTION | | DRAWING | SERIES | DOCUMENT NUMBER |
| D-SIZE | | 106284 | SEE TABLE | SD-106284-5XXX |
| MATERIAL NUMBER | | CUSTOMER | SHEET NUMBER | PSD 001 E |
| 1 OF 1 | | | | |