

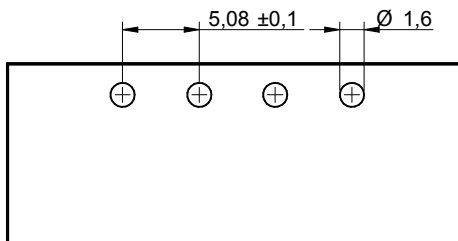
1

2

3

4

5



RECOMMENDED PCB LAYOUT - COMPONENT VIEW

CHARACTERISTICS

MATERIAL

Insulator material : LCP
 Flammability rating : UL94-V0
 Colour : Black
 Contact pin : Brass (CuZn)
 Surface of solder tail plating : Tin Plated
 Flange nut : Brass - M2.5

ENVIRONMENTAL

Operating temperature : -40°C up to 105°C
 Compliance : Lead free and RoHS

SOLDERING

Solder temperature : Reflow process as per JEDEC J-020D-STD

ELECTRICAL

Current rating : 10A
 Working voltage : 300 Vac
 Dielectric withstanding voltage : 4 kVac/min
 Contact resistance : 20 mΩ max

STANDARD

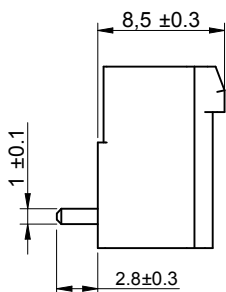
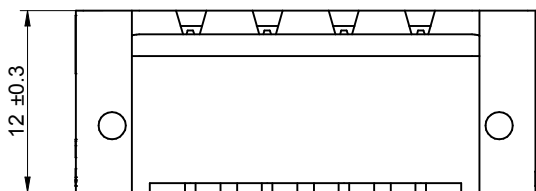
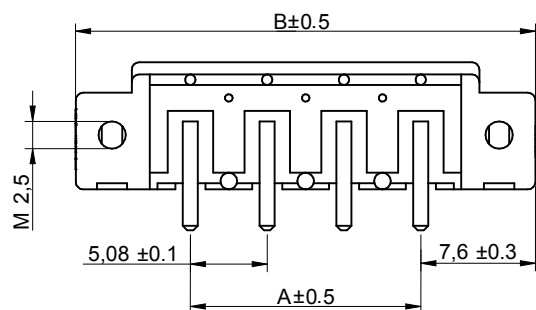
RoHS Certified : E315414 / Model number 7015

MECHANICAL

Pitch : 5.08mm

PACKAGING

Tape & Reel

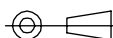


Poles	A	B
2	5.08	20,32
3	10.16	25.4
4	15.24	30.48
5	20.32	35.56
6	25.4	40.64
7	30.48	45.72
8	35.56	50.8
9	40.64	55.88
10	45.72	60.96
11	50.8	66.04
12	55.88	71.12

RoHS Compliant

REV	DATE	FILE	BY
G			
F			
E			
D			
C	29-JUL-13	DWG REVIEW	QL
B	19-DEC-11	6917015500xx	QL
A	14-SEP-11	PDF	QL

PROJECTION:



GENERAL TOLERANCE

.X = +/- 0.2

.XX = +/- 0.15

APPROVAL: RJ

UNIT: MM

SCALE: 2/1

SHEET: 1/2

DRAW: QUENTIN

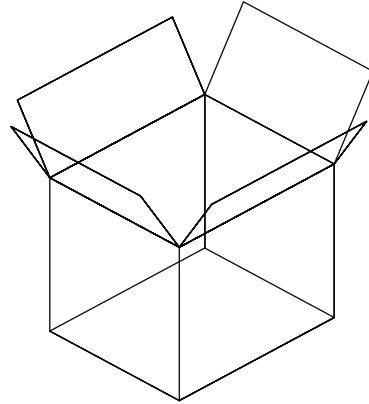
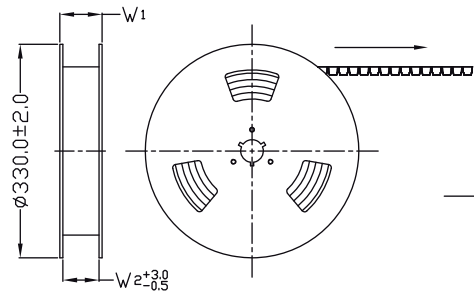


DESCRIPTION: SERIE 7015B - 5.08MM CLOSED HORIZONTAL PCB HEADER - THR TYPE WITH FLANGES

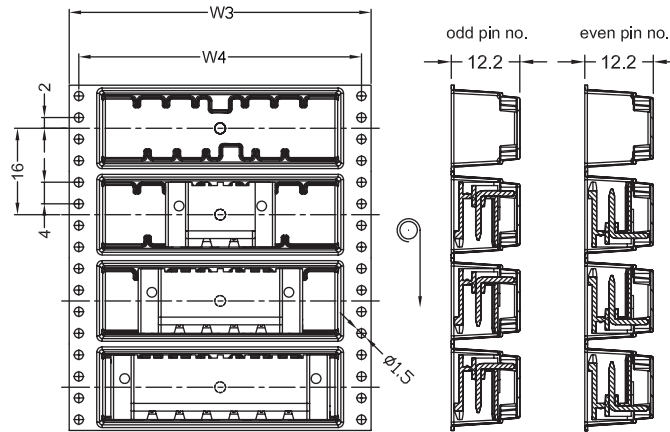
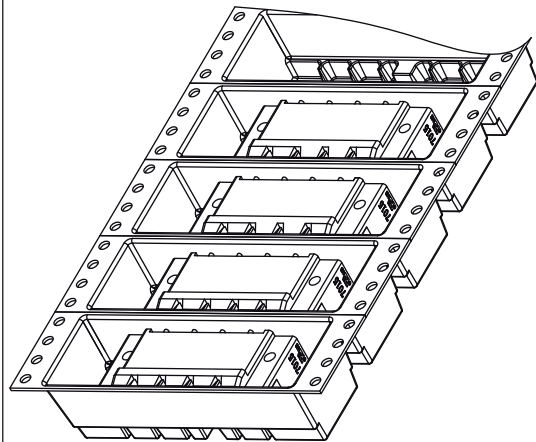
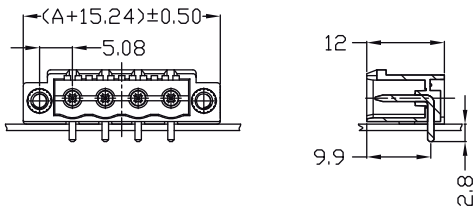
WERI PART NO: 691 701 550 0xx B

SIZE

A4

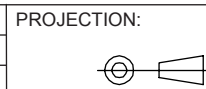


1. 10 sprocket hole pitch cumulative tolerance ± 0.20
2. Carrier camber is within 1 mm in 250 mm.
3. Material : Black Conductive Polystyrene Alloy.
Transparent anti-static PET
4. All dimensions meet EIA-481-C requirements.
5. Thickness : 0.50 ± 0.05 mm.
6. Component load per 13" reel : 250 pcs.



Poles	A	Dimension				Reel / carton	Carton dimensions (cm)	Quantity / Carton
		W1(mm)	W2(mm)	W3(mm)	W4(mm)			
2	5.08	36.4	32	32	28.4	10	33.5 x 33.5 x 40	2500
3	10.16	60.4	56	56	52.5	6	33.5 x 33.5 x 40	1500
4	15.24	60.4	56	56	52.5	6	33.5 x 33.5 x 40	1500
5	20.32	60.4	56	56	52.5	6	33.5 x 33.5 x 40	1500
6	25.40	60.4	56	56	52.5	6	33.5 x 33.5 x 40	1500
7	30.48	92.4	88	88	84.4	4	33.5 x 33.5 x 40	1000
8	35.56	92.4	88	88	84.4	4	33.5 x 33.5 x 40	1000
9	40.64	92.4	88	88	84.4	4	33.5 x 33.5 x 40	1000
10	45.72	92.4	88	88	84.4	4	33.5 x 33.5 x 40	1000
11	50.80	92.4	88	88	84.4	4	33.5 x 33.5 x 40	1000
12	55.88	92.4	88	88	84.4	4	33.5 x 33.5 x 40	1000

RoHS Compliant			
G			
F			
E			
D			
C			
B			
A			
REV	DATE	FILE	BY



GENERAL TOLERANCE
 .X = ± 0.2
 .XX = ± 0.15



DESCRIPTION: SERIE 7015B - 5.08MM CLOSED HORIZONTAL PCB HEADER - THR TYPE WITH FLANGES

WERI PART NO: 691 701 550 0xx B

SIZE
A4