THIS DRAWING IS UNPUBLISHED. RELEASED FOR PUBLICATION – ,– .
© COPYRIGHT – BY TYCO ELECTRONICS CORPORATION. ALL RIGHTS RESERVED.

Tooling Drawing NO.
USB A: TR00662

LOC	DIST
GP	00

REVISIONS

P	LTR	DESCRIPTION	DATE	DWN	APVD
	C	REVISE PER ECO-05-006320	01AUG05	TW	JH

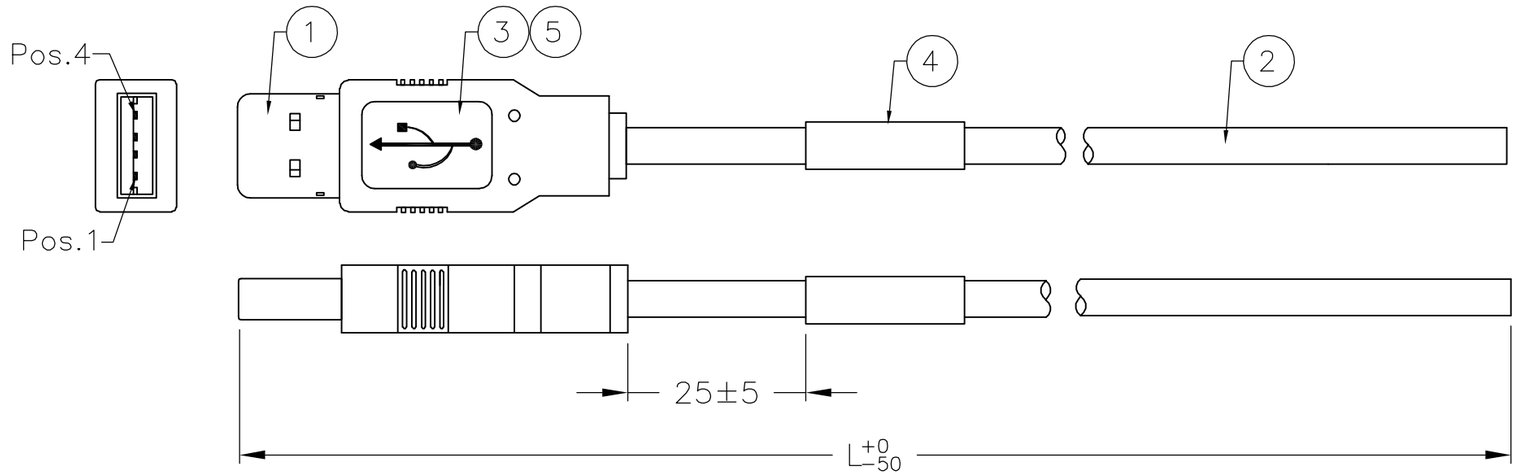

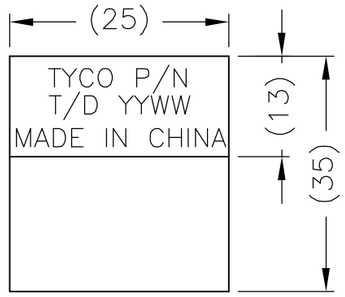

LABEL

PIN ASSIGNMENT :

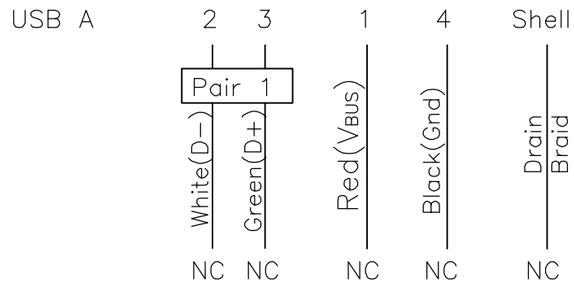

PART NO.	1487593-1	1487593-2
LENGTH(L)	2000	1500

−2	−1	U/M	DESCRIPTION	ITEM
AR	AR	MR	COPPER FOIL, W: 5MM	5
1	1	PC	LABEL, 25x35mm, White 25x13mm	4
AR	AR	KG	Overmold PVC, 40P, Color: White(WH01)	3
AR	AR	MR	USB 2.0 Cable 28AWG*1P+24AWG*2C+Al/Mylar +Drain+Braid, Color: White(WH01).	2
1	1	EA	USB 4Pin Connector Contacts: Gold 30U Plated, Shell: Nickel Plated, Housing UL94V-0 A Type.	1

NOTES:
1. TESTED FOR CONTINUITY, SHORTS AND OPENS, HI-POT 630V FOR 10MS.
2. CABLE ASSEMBLY MEETS USB 2.0 STANDARDS.
3. EXPOSED CABLE BRAID IS NOT PERMISSIBLE BEYOND OVERMOLD.
4. THE FINAL CABLE ASSEMBLY MAXIMUM LENGTH NOT TO EXCEED 2700MM PER USB SPECIFICATIONS.
5. MEETS REQUIREMENTS OF EU DIRECTIVE 2002/95/EC

THIS DRAWING IS A CONTROLLED DOCUMENT.

DIMENSIONS: mm

TOLERANCES UNLESS OTHERWISE SPECIFIED:
0 PLC ± –
1 PLC ± –
2 PLC ± –
3 PLC ± –
4 PLC ± –
ANGLES ± –

MATERIAL –
FINISH –

DWN BOVEY LIU 25FEB02
CHK J.HUNT 25FEB02
APVD J.HUNT 25FEB02
PRODUCT SPEC –
APPLICATION SPEC –
WEIGHT –

tyco Electronics
Tyco Electronics Corporation
Harrisburg, Pa 17105-3608

NAME
CABLE ASSEMBLY, USB A TYPE TO NC
–
–

SIZE	CAGE CODE	DRAWING NO	RESTRICTED TO
A3	00779	C-1487593	–

CUSTOMER DRAWING | SCALE N.T.S | SHEET 1 OF 1 | REV C